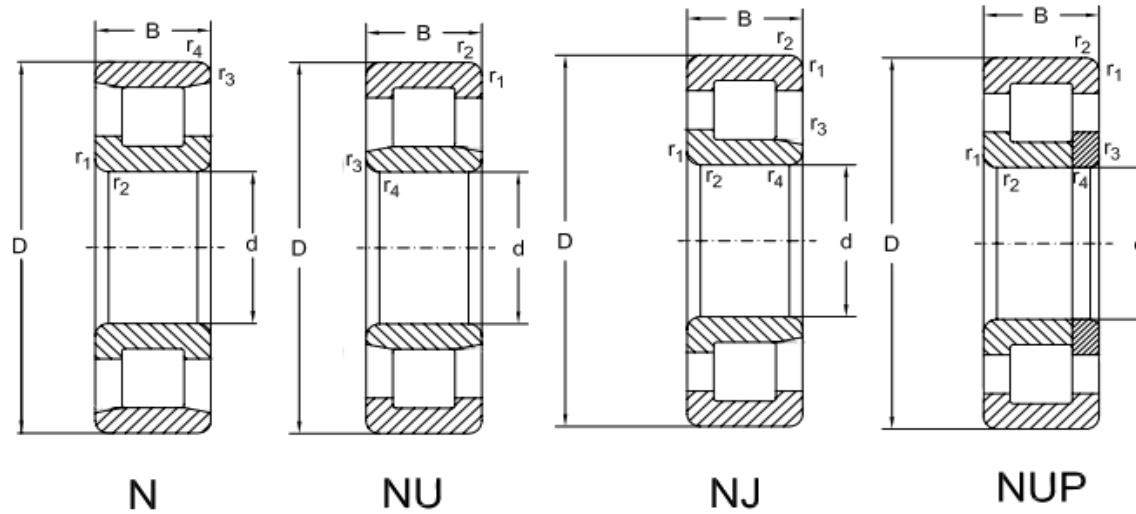


CYLINDRICAL ROLLER BEARING RANGE

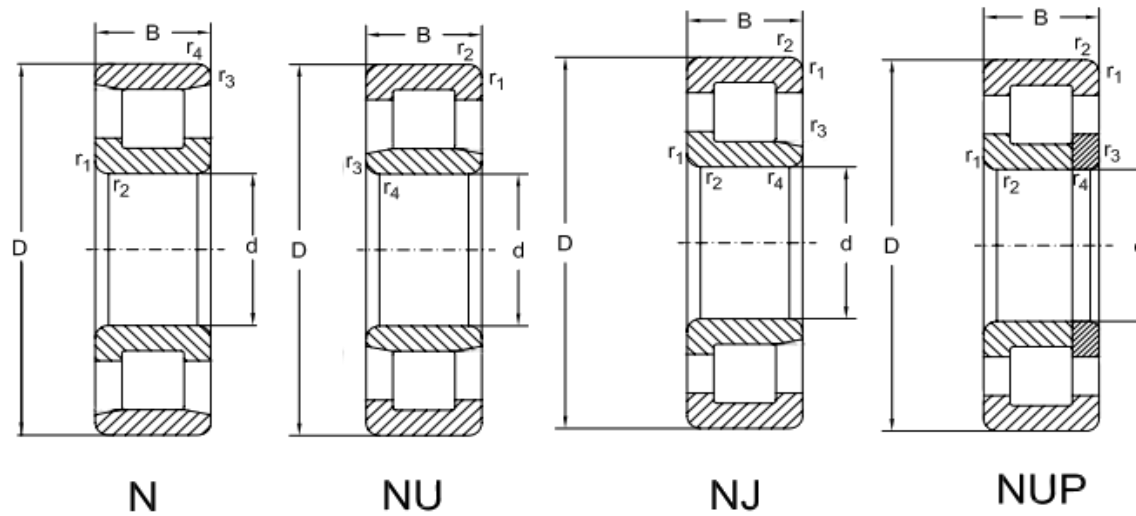
METRIC N / NU / NJ / NUP SERIES



Part Number	Cage type	ID (mm)	OD (mm)	Width (mm)	Radii r1+r2 (mm)	Radii r3+r4 (mm)	Load Rating Dynamic Cr	Load Rating Static Cor	Maximum Speed (rpm) Grease	Maximum Speed (rpm) Oil	ID (mm)	OD (mm)	Width (mm)	Weight (kg)
N204ECJ	Steel Cage	20	47	14	1	0.6	27.5	24.5	13000	16000	20	47	14	0.990
N204ECP	PA66 Cage	20	47	14	1	0.6	27.5	24.5	13000	16000	20	47	14	0.108
NJ204ECJ	Steel Cage	20	47	14	1	0.6	27.5	24.5	13000	16000	20	47	14	0.117
NJ204ECP	PA66 Cage	20	47	14	1	0.6	27.5	24.5	13000	16000	20	47	14	0.115
NU204ECJ	Steel Cage	20	47	14	1	0.6	27.5	24.5	13000	16000	20	47	14	0.099
NU204ECP	PA66 Cage	20	47	14	1	0.6	27.5	24.5	13000	16000	20	47	14	0.110
NUP204ECJ	Steel Cage	20	47	14	1	0.6	27.5	24.5	13000	16000	20	47	14	0.119
NUP204ECP	PA66 Cage	20	47	14	1	0.6	27.5	24.5	13000	16000	20	47	14	0.118
NJ2204ECP	PA66 Cage	20	47	18	1	0.6	32.5	31	13000	16000	20	47	18	0.150
NU2204ECJ	Steel Cage	20	47	18	1	0.6	32.5	31	13000	16000	20	47	18	0.140
NU2204ECJ	Steel Cage	20	47	18	1	0.6	32.5	31	13000	16000	20	47	18	0.140
NUP2204ECP	PA66 Cage	20	47	18	1	0.6	32.5	31	13000	16000	20	47	18	0.154
N304ECP	PA66 Cage	20	52	15	1	0.6	31.5	27	11000	14000	20	52	15	0.147
NJ304ECP	PA66 Cage	20	52	15	1	0.6	31.5	27	11000	14000	20	52	15	0.150
NU304ECP	PA66 Cage	20	52	15	1	0.6	31.5	27	11000	14000	20	52	15	0.150
NUP304ECP	PA66 Cage	20	52	15	1.1	0.6	31.5	27	11000	14000	20	52	15	0.161
NU2304ECP	PA66 Cage	20	52	21	1.1	0.6	41.5	39	11000	14000	20	52	21	0.210

CYLINDRICAL ROLLER BEARING RANGE

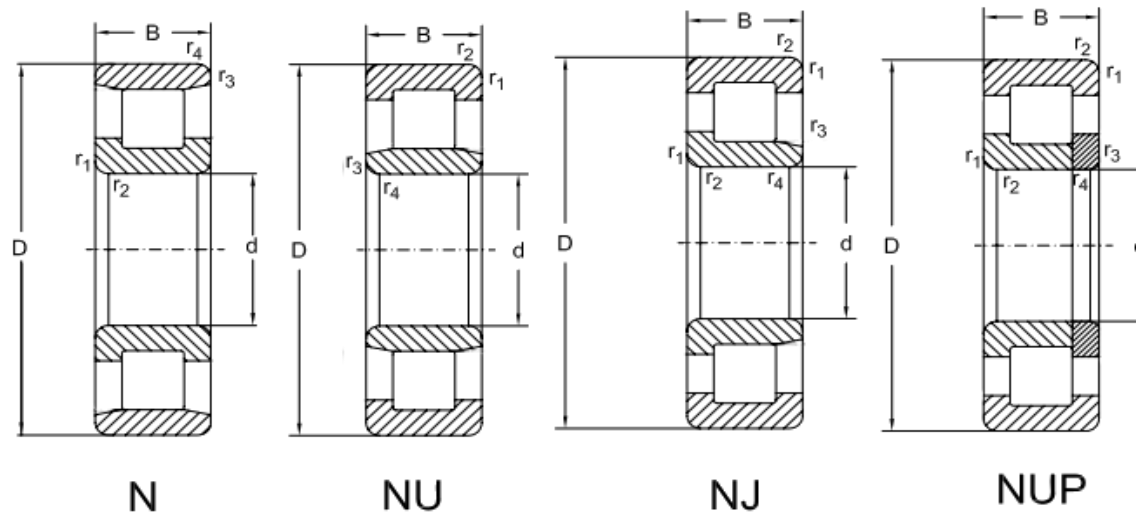
METRIC N / NU / NJ / NUP SERIES



Part Number	Cage type	ID (mm)	OD (mm)	Width (mm)	Radii r1+r2 (mm)	Radii r3+r4 (mm)	Load Rating Dynamic Cr	Load Rating Static Cor	Maximum Speed (rpm) Grease	Maximum Speed (rpm) Oil	ID (mm)	OD (mm)	Width (mm)	Weight (kg)
N205ECJ	Steel Cage	25	52	15	1	0.6	29	27.5	12000	15000	25	52	15	0.130
N205ECP	PA66 Cage	25	52	15	1	0.6	29	27.5	12000	15000	25	52	15	0.132
NJ205ECJ	Steel Cage	25	52	15	1	0.6	29	27.5	12000	15000	25	52	15	0.140
NJ205ECP	PA66 Cage	25	52	15	1	0.6	29	27.5	12000	15000	25	52	15	0.142
NU205ECJ	Steel Cage	25	52	15	1	0.6	29	27.5	12000	15000	25	52	15	0.130
NU205ECP	PA66 Cage	25	52	15	1	0.6	29	27.5	12000	15000	25	52	15	0.140
NUP205ECJ	Steel Cage	25	52	15	1	0.6	29	27.5	12000	15000	25	52	15	0.145
NUP205ECP	PA66 Cage	25	52	15	1	0.6	34.5	35	12000	15000	25	52	15	0.146
NJ2205ECP	PA66 Cage	25	52	18	1	0.6	34.5	35	12000	15000	25	52	18	0.170
NU2205ECJ	Steel Cage	25	52	18	1	0.6	34.5	35	12000	15000	25	52	18	0.160
NU2205ECP	PA66 Cage	25	52	18	1	0.6	34.5	35	12000	15000	25	52	18	0.170
NUP2205ECP	PA66 Cage	25	52	18	1	0.6	34.5	35	12000	15000	25	52	18	0.174
N305ECJ	Steel Cage	25	62	17	1.1	1.1	41.5	37.5	9500	12000	25	62	17	0.245
N305ECP	PA66 Cage	25	62	17	1.1	1.1	41.5	37.5	9500	12000	25	62	17	0.241
NJ305ECJ	Steel Cage	25	62	17	1.1	1.1	41.5	37.5	9500	12000	25	62	17	0.250
NJ305ECP	PA66 Cage	25	62	17	1.1	1.1	41.5	37.5	9500	12000	25	62	17	0.250
NU305ECJ	Steel Cage	25	62	17	1.1	1.1	41.5	37.5	9500	12000	25	62	17	0.245

CYLINDRICAL ROLLER BEARING RANGE

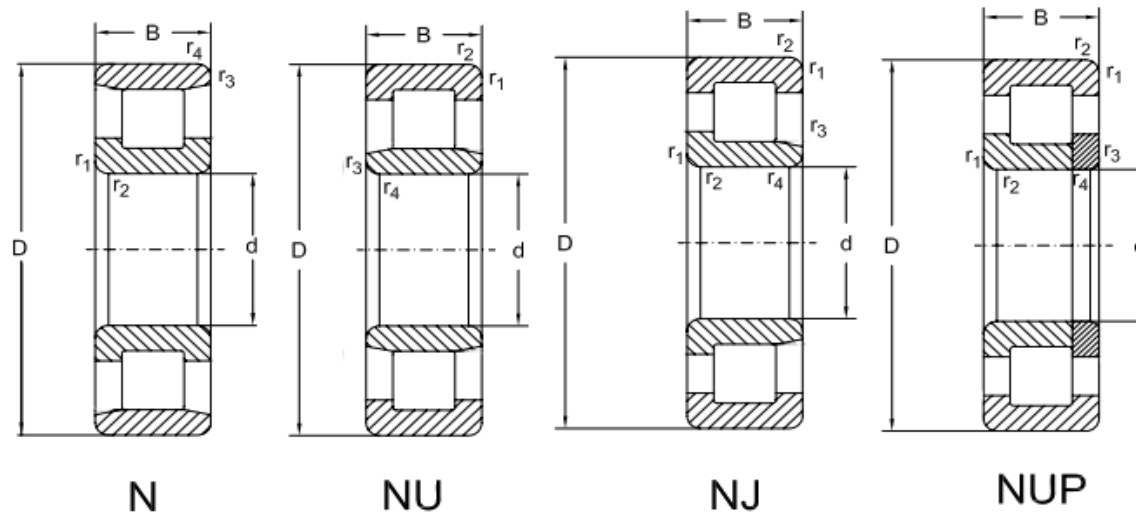
METRIC N / NU / NJ / NUP SERIES



Part Number	Cage type	ID (mm)	OD (mm)	Width (mm)	Radii r1+r2 (mm)	Radii r3+r4 (mm)	Load Rating Dynamic Cr	Load Rating Static Cor	Maximum Speed (rpm) Grease	Maximum Speed (rpm) Oil	ID (mm)	OD (mm)	Width (mm)	Weight (kg)
NU305ECP	PA66 Cage	25	62	17	1.1	1.1	41.5	37.5	9500	12000	25	62	17	0.240
NUP305ECJ	Steel Cage	25	62	17	1.1	1.1	41.5	37.5	9500	12000	25	62	17	0.256
NUP305ECP	PA66 Cage	25	62	17	1.1	1.1	41.5	37.5	9500	12000	25	62	17	0.255
NJ2305ECP	PA66 Cage	25	62	24	1.1	1.1	57	56	9500	12000	25	62	24	0.360
NU2305ECP	PA66 Cage	25	62	24	1.1	1.1	57	56	9500	12000	25	62	24	0.350
NUP2305ECP	PA66 Cage	25	62	24	1.1	1.1	57	56	9500	12000	25	62	24	0.368
N206ECJ	Steel Cage	30	62	16	1	0.6	39.7	39.7	9500	12000	30	62	16	0.200
N206ECP	PA66 Cage	30	62	16	1	0.6	39.7	39.7	9500	12000	30	62	16	0.200
NJ206ECJ	Steel Cage	30	62	16	1	0.6	39.7	39.7	9500	12000	30	62	16	0.213
NJ206ECP	PA66 Cage	30	62	16	1	0.6	39.7	39.7	9500	12000	30	62	16	0.214
NU206ECJ	Steel Cage	30	62	16	1	0.6	39.7	39.7	9500	12000	30	62	16	0.200
NU206ECP	PA66 Cage	30	62	16	1	0.6	39.7	39.7	9500	12000	30	62	16	0.210
NUP206ECJ	Steel Cage	30	62	16	1	0.6	39.7	39.7	9500	12000	30	62	16	0.219
NUP206ECP	PA66 Cage	30	62	16	1	0.6	39.7	39.7	9500	12000	30	62	16	0.220
NJ2206ECP	PA66 Cage	30	62	20	1	0.6	49	50	9500	12000	30	62	20	0.269
NU2206ECJ	Steel Cage	30	62	20	1	0.6	49	50	9500	12000	30	62	20	0.260
NU2206ECP	PA66 Cage	30	62	20	1	0.6	49	50	9500	12000	30	62	20	0.260

CYLINDRICAL ROLLER BEARING RANGE

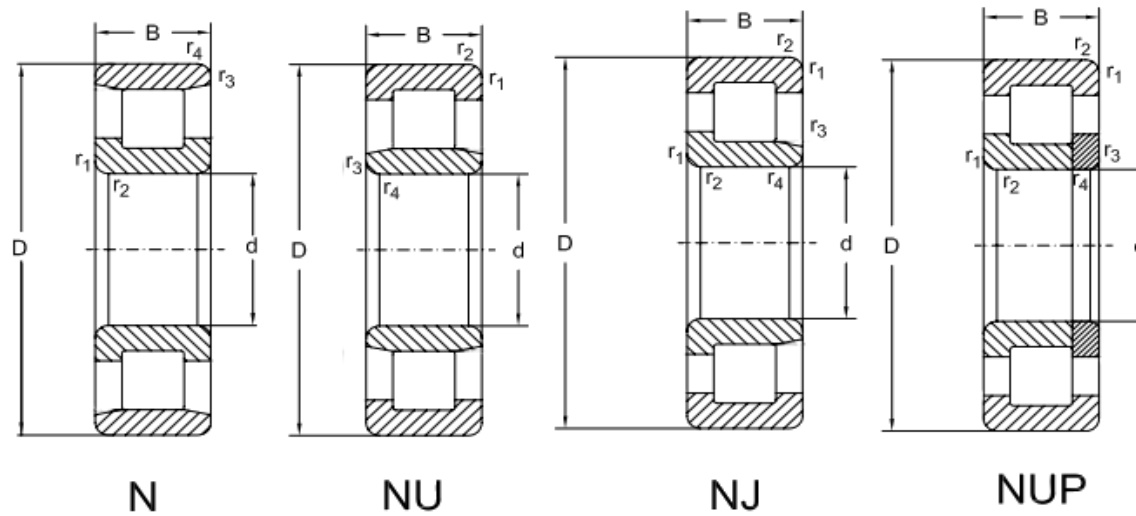
METRIC N / NU / NJ / NUP SERIES



Part Number	Cage type	ID (mm)	OD (mm)	Width (mm)	Radii r1+r2 (mm)	Radii r3+r4 (mm)	Load Rating Dynamic Cr	Load Rating Static Cor	Maximum Speed (rpm) Grease	Maximum Speed (rpm) Oil	ID (mm)	OD (mm)	Width (mm)	Weight (kg)
NUP2206ECP	PA66 Cage	30	62	20	1	0.6	49	50	9500	12000	30	62	20	0.276
N306ECJ	Steel Cage	30	72	19	1.1	1.1	51	48	8500	10000	30	72	19	0.370
N306ECP	PA66 Cage	30	72	19	1.1	1.1	51	48	8500	10000	30	72	19	0.403
NJ306ECJ	Steel Cage	30	72	19	1.1	1.1	51	48	8500	10000	30	72	19	0.376
NJ306ECP	PA66 Cage	30	72	19	1.1	1.1	51	48	8500	10000	30	72	19	0.380
NU306ECJ	Steel Cage	30	72	19	1.1	1.1	51	48	8500	10000	30	72	19	0.370
NU306ECP	PA66 Cage	30	72	19	1.1	1.1	51	48	8500	10000	30	72	19	0.360
NUP306ECJ	Steel Cage	30	72	19	1.1	1.1	51	48	8500	10000	30	72	19	0.368
NUP306ECP	PA66 Cage	30	72	19	1.1	1.1	51	48	8500	10000	30	72	19	0.380
NJ2306ECP	PA66 Cage	30	72	27	1.1	1.1	73.5	75	8500	10000	30	72	27	0.540
NU2306ECP	PA66 Cage	30	72	27	1.1	1.1	73.5	75	8500	10000	30	72	27	0.530
NUP2306ECP	PA66 Cage	30	72	27	1.1	1.1	73.5	75	8500	10000	30	72	27	0.562
N207ECJ	Steel Cage	35	72	17	1.1	0.6	50	50	8500	10000	35	72	17	0.290
N207ECP	PA66 Cage	35	72	17	1.1	0.6	50	50	8500	10000	35	72	17	0.293
NJ207ECJ	Steel Cage	35	72	17	1.1	0.6	50	50	8500	10000	35	72	17	0.309
NJ207ECP	PA66 Cage	35	72	17	1.1	0.6	50	50	8500	10000	35	72	17	0.314
NU207ECJ	Steel Cage	35	72	17	1.1	0.6	50	50	8500	10000	35	72	17	0.290

CYLINDRICAL ROLLER BEARING RANGE

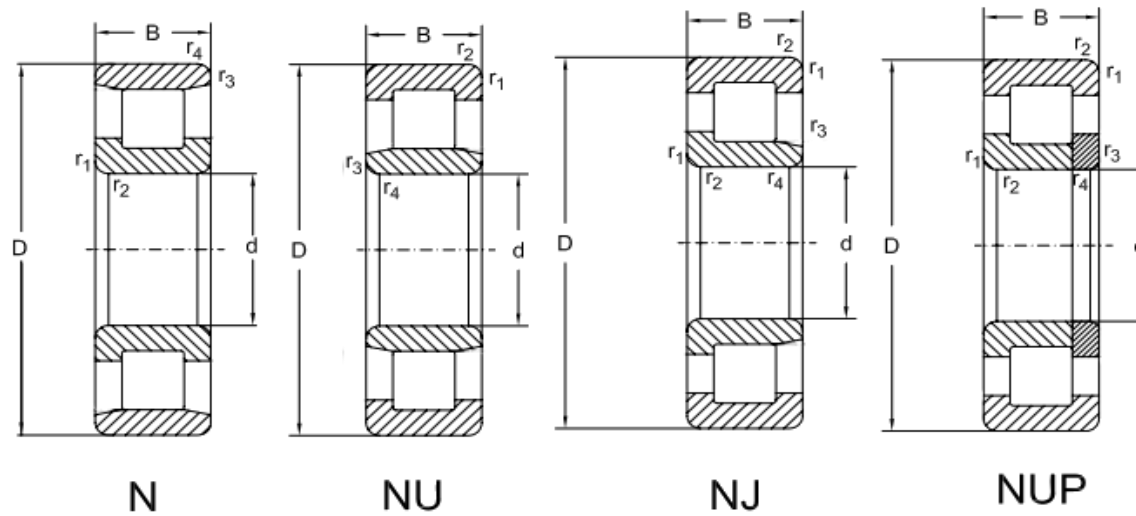
METRIC N / NU / NJ / NUP SERIES



Part Number	Cage type	ID (mm)	OD (mm)	Width (mm)	Radii r1+r2 (mm)	Radii r3+r4 (mm)	Load Rating Dynamic Cr	Load Rating Static Cor	Maximum Speed (rpm) Grease	Maximum Speed (rpm) Oil	ID (mm)	OD (mm)	Width (mm)	Weight (kg)
NU207ECP	PA66 Cage	35	72	17	1.1	0.6	50	50	8500	10000	35	72	17	0.310
NUP207ECJ	Steel Cage	35	72	17	1.1	0.6	50	50	8500	10000	35	72	17	0.317
NUP207ECP	PA66 Cage	35	72	17	1.1	0.6	65	70	8500	10000	35	72	17	0.322
NJ2207ECP	PA66 Cage	35	72	23	1.1	0.6	65	70	8500	10000	35	72	23	0.415
NU2207ECJ	Steel Cage	35	72	23	1.1	0.6	65	70	8500	10000	35	72	23	0.370
NU2207ECP	PA66 Cage	35	72	23	1.1	0.6	65	70	8500	10000	35	72	23	0.400
NUP2207ECP	PA66 Cage	35	72	23	1.1	0.6	65	70	8500	10000	35	72	23	0.426
N307ECJ	Steel Cage	35	80	21	1.1	1.5	66.7	65.4	7500	9000	35	80	21	0.486
N307ECP	PA66 Cage	35	80	21	1.1	1.5	66.7	65.4	7500	9000	35	80	21	0.477
NJ307ECJ	Steel Cage	35	80	21	1.1	1.5	66.7	65.4	7500	9000	35	80	21	0.496
NJ307ECP	PA66 Cage	35	80	21	1.1	1.5	66.7	65.4	7500	9000	35	80	21	0.500
NU307ECJ	Steel Cage	35	80	21	1.1	1.5	66.7	65.4	7500	9000	35	80	21	0.486
NU307ECP	PA66 Cage	35	80	21	1.1	1.5	66.7	65.4	7500	9000	35	80	21	0.480
NUP307ECJ	Steel Cage	35	80	21	1.1	1.5	66.7	65.4	7500	9000	35	80	21	0.506
NUP307ECP	PA66 Cage	35	80	21	1.1	1.5	66.7	65.4	7500	9000	35	80	21	0.508
NJ2307ECP	PA66 Cage	35	80	31	1.1	1.5	91.5	98	7500	9000	35	80	31	0.740
NU2307ECP	PA66 Cage	35	80	31	1.1	1.5	91.5	98	7500	9000	35	80	31	0.730

CYLINDRICAL ROLLER BEARING RANGE

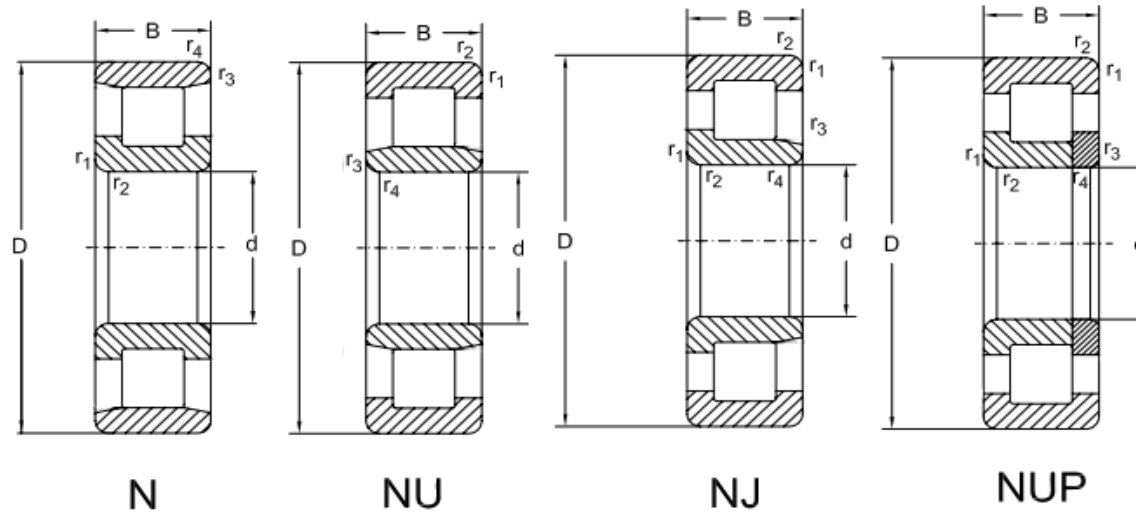
METRIC N / NU / NJ / NUP SERIES



Part Number	Cage type	ID (mm)	OD (mm)	Width (mm)	Radii r1+r2 (mm)	Radii r3+r4 (mm)	Load Rating Dynamic Cr	Load Rating Static Cor	Maximum Speed (rpm) Grease	Maximum Speed (rpm) Oil	ID (mm)	OD (mm)	Width (mm)	Weight (kg)
NUP2307ECP	PA66 Cage	35	80	31	1.1	1.5	91.5	98	7500	9000	35	80	31	0.767
N208ECJ	Steel Cage	40	80	18	1.1	1.1	53	53	7500	9000	40	80	18	0.370
N208ECP	PA66 Cage	40	80	18	1.1	1.1	53	53	7500	9000	40	80	18	0.366
NJ208ECJ	Steel Cage	40	80	18	1.1	1.1	53	53	7500	9000	40	80	18	0.389
NJ208ECP	PA66 Cage	40	80	18	1.1	1.1	53	53	7500	9000	40	80	18	0.394
NU208ECJ	Steel Cage	40	80	18	1.1	1.1	53	53	7500	9000	40	80	18	0.370
NU208ECP	PA66 Cage	40	80	18	1.1	1.1	53	53	7500	9000	40	80	18	0.380
NUP208ECJ	Steel Cage	40	80	18	1.1	1.1	53	53	7500	9000	40	80	18	0.399
NUP208ECP	PA66 Cage	40	80	18	1.1	1.1	53	53	7500	9000	40	80	18	0.404
NJ2208ECP	PA66 Cage	40	80	23	1.1	1.1	71	75	7500	9000	40	80	23	0.503
NU2208ECJ	Steel Cage	40	80	23	1.1	1.1	71	75	7500	9000	40	80	23	0.490
NU2208ECP	PA66 Cage	40	80	23	1.1	1.1	71	75	7500	9000	40	80	23	0.490
NUP2208ECP	PA66 Cage	40	80	23	1.1	1.1	71	75	7500	9000	40	80	23	0.516
N308ECJ	Steel Cage	40	90	23	1.5	1.5	81.5	78	6300	7500	40	90	23	0.660
N308ECP	PA66 Cage	40	90	23	1.5	1.5	81.5	78	6300	7500	40	90	23	0.657
NJ308ECJ	Steel Cage	40	90	23	1.5	1.5	81.5	78	6300	7500	40	90	23	0.913
NJ308ECP	PA66 Cage	40	90	23	1.5	1.5	81.5	78	6300	7500	40	90	23	0.680

CYLINDRICAL ROLLER BEARING RANGE

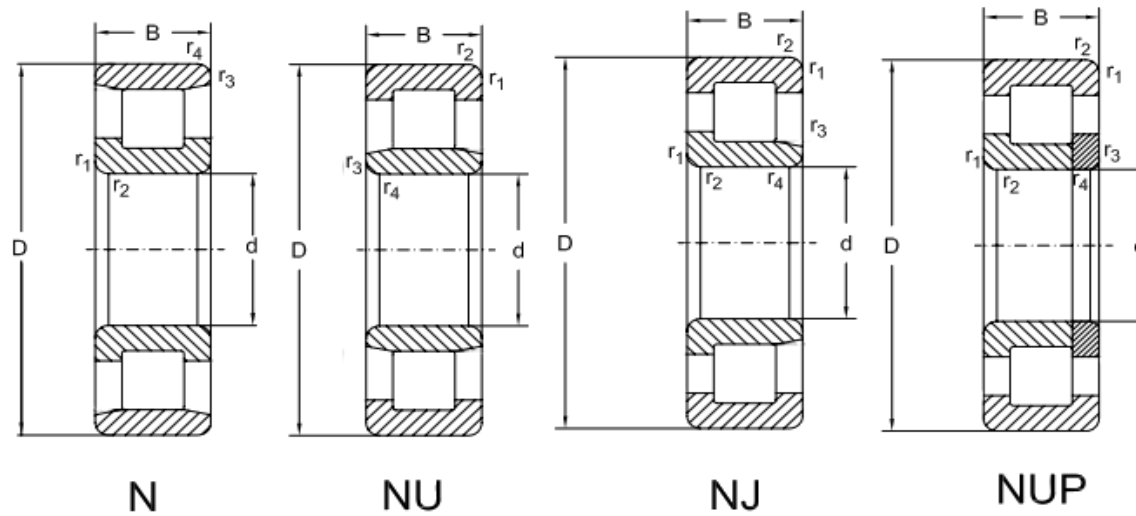
METRIC N / NU / NJ / NUP SERIES



Part Number	Cage type	ID (mm)	OD (mm)	Width (mm)	Radii r1+r2 (mm)	Radii r3+r4 (mm)	Load Rating Dynamic Cr	Load Rating Static Cor	Maximum Speed (rpm) Grease	Maximum Speed (rpm) Oil	ID (mm)	OD (mm)	Width (mm)	Weight (kg)
NU308ECJ	Steel Cage	40	90	23	1.5	1.5	81.5	78	6300	7500	40	90	23	0.660
NU308ECP	PA66 Cage	40	90	23	1.5	1.5	81.5	78	6300	7500	40	90	23	0.660
NUP308ECJ	Steel Cage	40	90	23	1.5	1.5	81.5	78	6300	7500	40	90	23	0.688
NUP308ECP	PA66 Cage	40	90	23	1.5	1.5	81.5	78	6300	7500	40	90	23	0.699
NJ2308ECP	PA66 Cage	40	90	33	1.5	1.5	112	120	6300	7500	40	90	33	1.000
NU2308ECP	PA66 Cage	40	90	33	1.5	1.5	112	120	6300	7500	40	90	33	0.960
NUP2308ECP	PA66 Cage	40	90	33	1.5	1.5	112	120	6300	7500	40	90	33	1.013
N209ECJ	Steel Cage	45	85	19	1.1	1.1	61	63	7000	8500	45	85	19	0.430
N209ECP	PA66 Cage	45	85	19	1.1	1.1	61	63	7000	8500	45	85	19	0.427
NJ209ECJ	Steel Cage	45	85	19	1.1	1.1	61	63	7000	8500	45	85	19	0.445
NJ209ECP	PA66 Cage	45	85	19	1.1	1.1	61	63	7000	8500	45	85	19	0.451
NU209ECJ	Steel Cage	45	85	19	1.1	1.1	61	63	7000	8500	45	85	19	0.430
NU209ECP	PA66 Cage	45	85	19	1.1	1.1	61	63	7000	8500	45	85	19	0.440
NUP209ECJ	Steel Cage	45	85	19	1.1	1.1	61	63	7000	8500	45	85	19	0.457
NUP209ECP	PA66 Cage	45	85	19	1.1	1.1	61	63	7000	8500	45	85	19	0.463
NJ2209ECP	PA66 Cage	45	85	23	1.1	1.1	76	81.6	7000	8500	45	85	23	0.550
NU2209ECJ	Steel Cage	45	85	23	1.1	1.1	76	81.6	7000	8500	45	85	23	0.520

CYLINDRICAL ROLLER BEARING RANGE

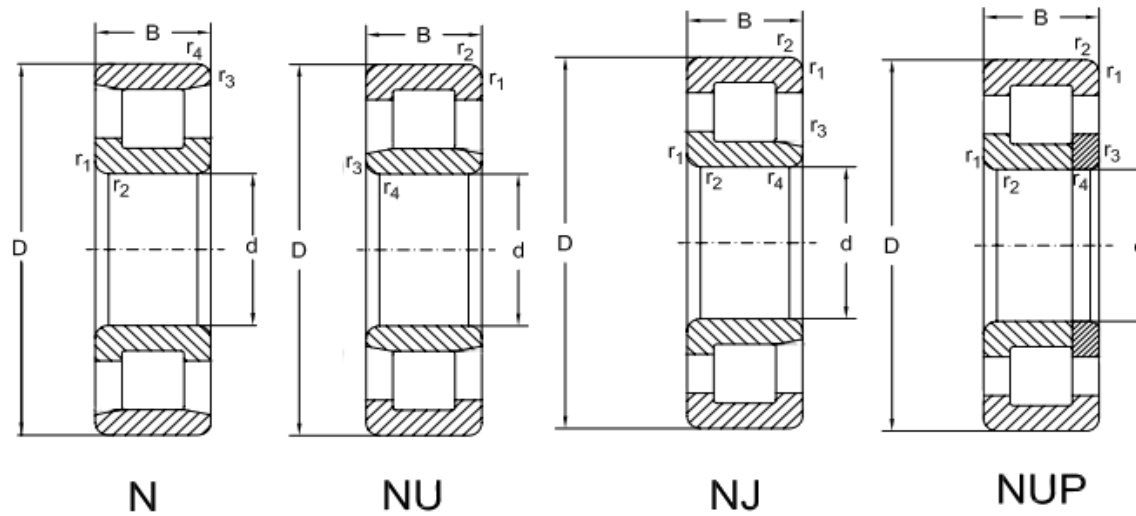
METRIC N / NU / NJ / NUP SERIES



Part Number	Cage type	ID (mm)	OD (mm)	Width (mm)	Radii r1+r2 (mm)	Radii r3+r4 (mm)	Load Rating Dynamic Cr	Load Rating Static Cor	Maximum Speed (rpm) Grease	Maximum Speed (rpm) Oil	ID (mm)	OD (mm)	Width (mm)	Weight (kg)
NU2209ECP	PA66 Cage	45	85	23	1.1	1.1	76	81.6	7000	8500	45	85	23	0.540
NUP2209ECP	PA66 Cage	45	85	23	1.1	1.1	76	81.6	7000	8500	45	85	23	0.564
N309ECJ	Steel Cage	45	100	25	1.5	1.5	98	100	5600	6700	45	100	25	0.890
N309ECP	PA66 Cage	45	100	25	1.5	1.5	98	100	5600	6700	45	100	25	0.870
NJ309ECJ	Steel Cage	45	100	25	1.5	1.5	98	100	5600	6700	45	100	25	0.913
NJ309ECP	PA66 Cage	45	100	25	1.5	1.5	98	100	5600	6700	45	100	25	0.930
NU309ECJ	Steel Cage	45	100	25	1.5	1.5	98	100	5600	6700	45	100	25	0.890
NU309ECP	PA66 Cage	45	100	25	1.5	1.5	98	100	5600	6700	45	100	25	0.910
NUP309ECJ	Steel Cage	45	100	25	1.5	1.5	98	100	5600	6700	45	100	25	0.934
NUP309ECP	PA66 Cage	45	100	25	1.5	1.5	98	100	5600	6700	45	100	25	0.957
NJ2309ECP	PA66 Cage	45	100	36	1.5	1.5	137	153	5600	6700	45	100	36	1.340
NU2309ECP	PA66 Cage	45	100	36	1.5	1.5	137	153	5600	6700	45	100	36	1.320
NUP2309ECP	PA66 Cage	45	100	36	1.5	1.5	137	153	5600	6700	45	100	36	1.390
N210ECJ	Steel Cage	50	90	20	1.1	1.1	64	68	6700	8000	50	90	20	0.500
N210ECP	PA66 Cage	50	90	20	1.1	1.1	64	68	6700	8000	50	90	20	0.479
NJ210ECJ	Steel Cage	50	90	20	1.1	1.1	64	68	6700	8000	50	90	20	0.503
NJ210ECP	PA66 Cage	50	90	20	1.1	1.1	64	68	6700	8000	50	90	20	0.510

CYLINDRICAL ROLLER BEARING RANGE

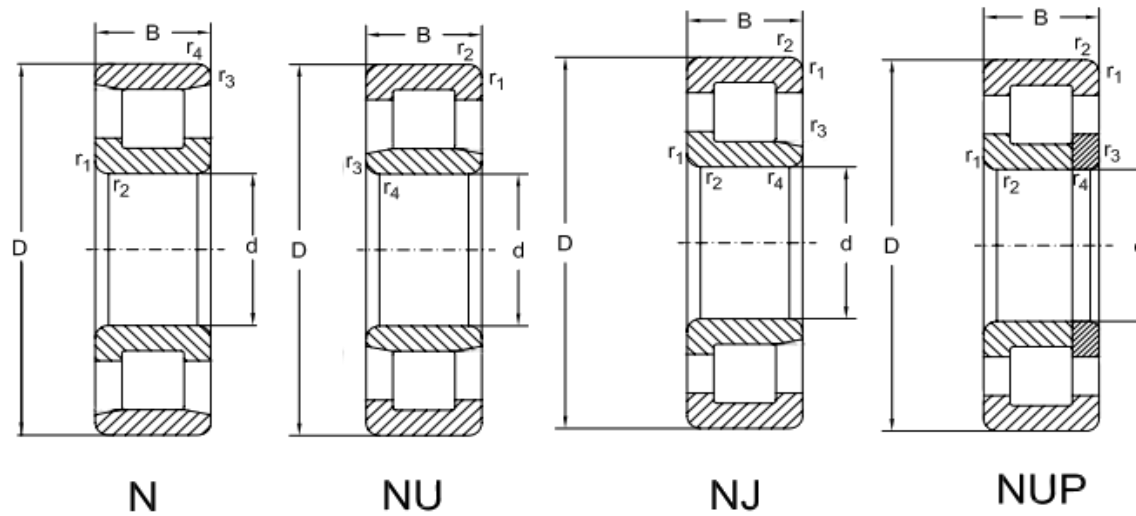
METRIC N / NU / NJ / NUP SERIES



Part Number	Cage type	ID (mm)	OD (mm)	Width (mm)	Radii r1+r2 (mm)	Radii r3+r4 (mm)	Load Rating Dynamic Cr	Load Rating Static Cor	Maximum Speed (rpm) Grease	Maximum Speed (rpm) Oil	ID (mm)	OD (mm)	Width (mm)	Weight (kg)
NU210ECJ	Steel Cage	50	90	20	1.1	1.1	64	68	6700	8000	50	90	20	0.500
NU210ECP	PA66 Cage	50	90	20	1.1	1.1	64	68	6700	8000	50	90	20	0.500
NUP210ECJ	Steel Cage	50	90	20	1.1	1.1	64	68	6700	8000	50	90	20	0.517
NUP210ECP	PA66 Cage	50	90	20	1.1	1.1	64	68	6700	8000	50	90	20	0.523
NJ2210ECP	PA66 Cage	50	90	23	1.1	1.1	78	68	6700	8000	50	90	23	0.595
NU2210ECJ	Steel Cage	50	90	23	1.1	1.1	78	68	6700	8000	50	90	23	0.560
NU2210ECP	PA66 Cage	50	90	23	1.1	1.1	78	68	6700	8000	50	90	23	0.580
NUP2210ECP	PA66 Cage	50	90	23	1.1	1.1	78	68	6700	8000	50	90	23	0.610
N310ECJ	Steel Cage	50	110	27	2	2	110	114	5300	6300	50	110	27	1.150
N310ECP	PA66 Cage	50	110	27	2	2	110	114	5300	6300	50	110	27	1.200
NJ310ECJ	Steel Cage	50	110	27	2	2	110	114	5300	6300	50	110	27	1.190
NJ310ECP	PA66 Cage	50	110	27	2	2	110	114	5300	6300	50	110	27	1.200
NU310ECJ	Steel Cage	50	110	27	2	2	110	114	5300	6300	50	110	27	1.150
NU310ECP	PA66 Cage	50	110	27	2	2	110	114	5300	6300	50	110	27	1.150
NUP310ECJ	Steel Cage	50	110	27	2	2	110	114	5300	6300	50	110	27	1.210
NUP310ECP	PA66 Cage	50	110	27	2	2	110	114	5300	6300	50	110	27	1.211
NJ2310ECP	PA66 Cage	50	110	40	2	2	163	186	5300	6300	50	110	40	1.790

CYLINDRICAL ROLLER BEARING RANGE

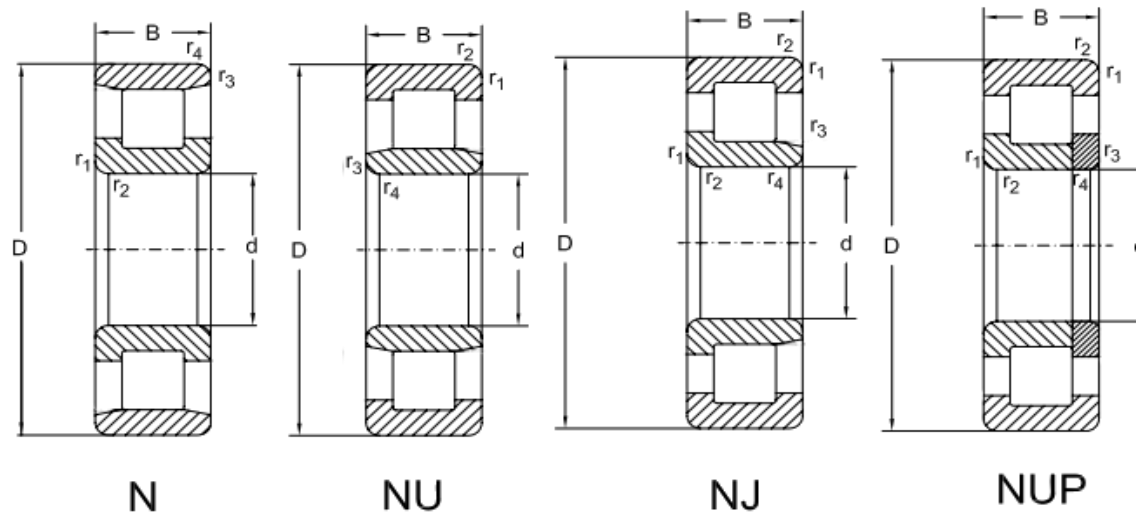
METRIC N / NU / NJ / NUP SERIES



Part Number	Cage type	ID (mm)	OD (mm)	Width (mm)	Radii r1+r2 (mm)	Radii r3+r4 (mm)	Load Rating Dynamic Cr	Load Rating Static Cor	Maximum Speed (rpm) Grease	Maximum Speed (rpm) Oil	ID (mm)	OD (mm)	Width (mm)	Weight (kg)
NU2310ECP	PA66 Cage	50	110	40	2	2	163	186	5300	6300	50	110	40	1.760
NUP2310ECP	PA66 Cage	50	110	40	2	2	163	186	5300	6300	50	110	40	1.853
N211ECJ	Steel Cage	55	100	21	1.5	1.1	83	95	6300	7500	55	100	21	0.670
N211ECP	PA66 Cage	55	100	21	1.5	1.1	83	95	6300	7500	55	100	21	0.640
NJ211ECJ	Steel Cage	55	100	21	1.5	1.1	83	95	6300	7500	55	100	21	0.679
NJ211ECP	PA66 Cage	55	100	21	1.5	1.1	83	95	6300	7500	55	100	21	0.667
NU211ECJ	Steel Cage	55	100	21	1.5	1.1	83	95	6300	7500	55	100	21	0.670
NU211ECP	PA66 Cage	55	100	21	1.5	1.1	83	95	6300	7500	55	100	21	0.650
NUP211ECJ	Steel Cage	55	100	21	1.5	1.1	83	95	6300	7500	55	100	21	0.693
NUP211ECP	PA66 Cage	55	100	21	1.5	1.1	83	95	6300	7500	55	100	21	0.684
NJ2211ECP	PA66 Cage	55	100	25	1.5	1.1	98	118	6300	7500	55	100	25	0.827
NU2211ECJ	Steel Cage	55	100	25	1.5	1.1	98	118	6300	7500	55	100	25	0.370
NU2211ECP	PA66 Cage	55	100	25	1.5	1.1	98	118	6300	7500	55	100	25	0.810
NUP2211ECP	PA66 Cage	55	100	25	1.5	1.1	98	118	6300	7500	55	100	25	0.849
N311ECJ	Steel Cage	55	120	29	2	2	134	140	5000	6000	55	120	29	1.500
N311ECP	PA66 Cage	55	120	29	2	2	134	140	5000	6000	55	120	29	1.440
NJ311ECJ	Steel Cage	55	120	29	2	2	134	140	5000	6000	55	120	29	1.800

CYLINDRICAL ROLLER BEARING RANGE

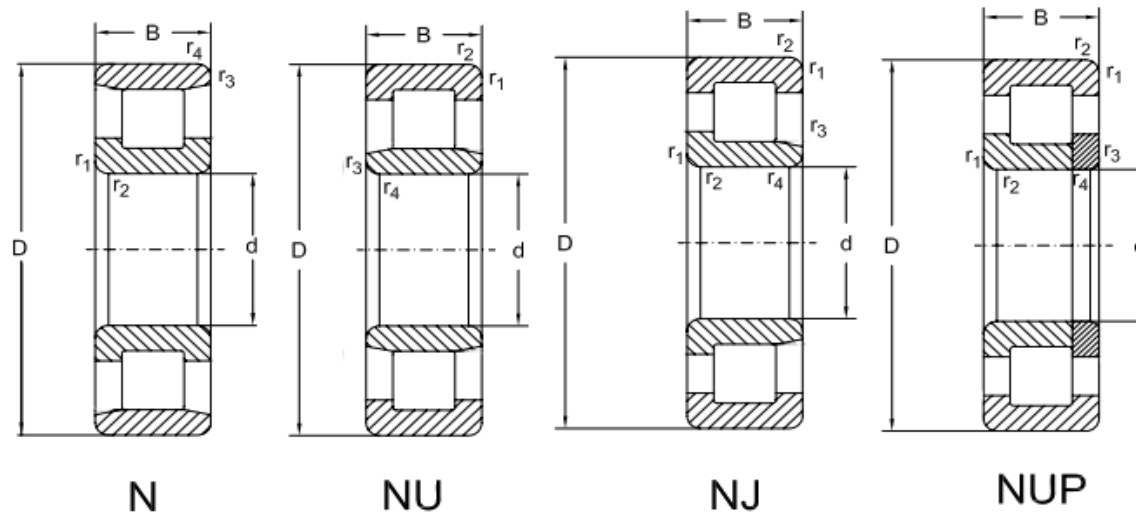
METRIC N / NU / NJ / NUP SERIES



Part Number	Cage type	ID (mm)	OD (mm)	Width (mm)	Radii r1+r2 (mm)	Radii r3+r4 (mm)	Load Rating Dynamic Cr	Load Rating Static Cor	Maximum Speed (rpm) Grease	Maximum Speed (rpm) Oil	ID (mm)	OD (mm)	Width (mm)	Weight (kg)
NJ311ECP	PA66 Cage	55	120	29	2	2	134	140	5000	6000	55	120	29	1.530
NU311ECJ	Steel Cage	55	120	29	2	2	134	140	5000	6000	55	120	29	1.500
NU311ECP	PA66 Cage	55	120	29	2	2	134	140	5000	6000	55	120	29	1.500
NUP311ECJ	Steel Cage	55	120	29	2	2	134	140	5000	6000	55	120	29	1.540
NUP311ECP	PA66 Cage	55	120	29	2	2	134	140	5000	6000	55	120	29	1.579
NJ2311ECP	PA66 Cage	55	120	43	2	2	200	228	5000	6000	55	120	43	2.300
NU2311ECP	PA66 Cage	55	120	43	2	2	200	228	5000	6000	55	120	43	2.250
NUP2311ECP	PA66 Cage	55	120	43	2	2	200	228	5000	6000	55	120	43	2.369
N212ECJ	Steel Cage	60	110	22	1.5	1.5	95	104	5600	6700	60	110	22	0.820
N212ECP	PA66 Cage	60	110	22	1.5	1.5	95	104	5600	6700	60	110	22	0.823
NJ212ECJ	Steel Cage	60	110	22	1.5	1.5	95	104	5600	6700	60	110	22	0.845
NJ212ECP	PA66 Cage	60	110	22	1.5	1.5	95	104	5600	6700	60	110	22	0.852
NU212ECJ	Steel Cage	60	110	22	1.5	1.5	95	104	5600	6700	60	110	22	0.820
NU212ECP	PA66 Cage	60	110	22	1.5	1.5	95	104	5600	6700	60	110	22	0.830
NUP212ECJ	Steel Cage	60	110	22	1.5	1.5	95	104	5600	6700	60	110	22	0.909
NUP212ECP	PA66 Cage	60	110	22	1.5	1.5	95	104	5600	6700	60	110	22	0.874
NJ2212ECP	PA66 Cage	60	110	28	1.5	1.5	129	153	5300	6300	60	110	28	1.119

CYLINDRICAL ROLLER BEARING RANGE

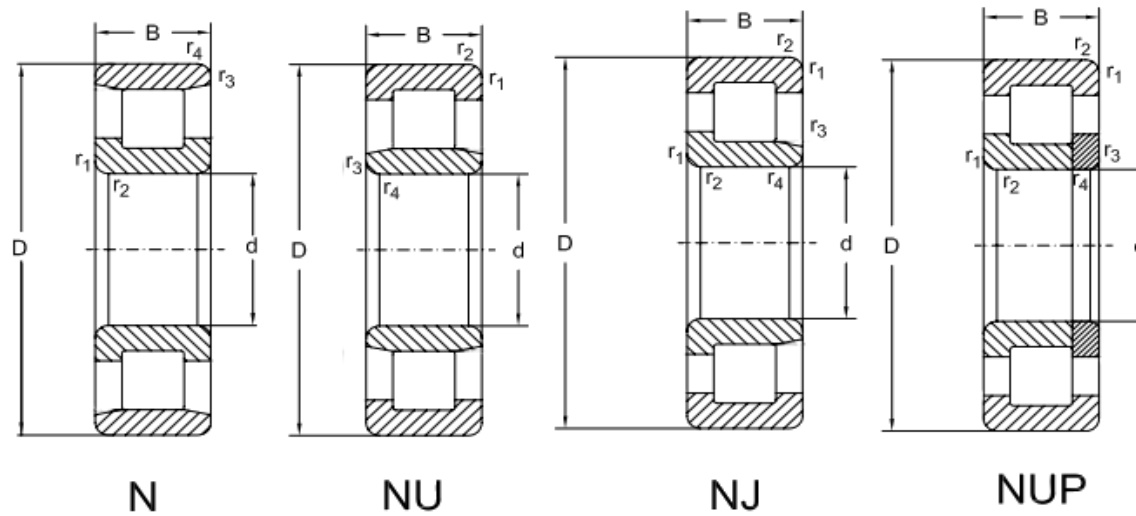
METRIC N / NU / NJ / NUP SERIES



Part Number	Cage type	ID (mm)	OD (mm)	Width (mm)	Radii r1+r2 (mm)	Radii r3+r4 (mm)	Load Rating Dynamic Cr	Load Rating Static Cor	Maximum Speed (rpm) Grease	Maximum Speed (rpm) Oil	ID (mm)	OD (mm)	Width (mm)	Weight (kg)
NU2212ECJ	Steel Cage	60	110	28	1.5	1.5	129	153	5300	6300	60	110	28	1.050
NU2212ECP	PA66 Cage	60	110	28	1.5	1.5	129	153	5300	6300	60	110	28	1.100
NUP2212ECP	PA66 Cage	60	110	28	1.5	1.5	129	153	5300	6300	60	110	28	1.148
N312ECJ	Steel Cage	60	130	31	2.1	2.1	150	156	4300	5000	60	130	31	1.850
N312ECP	PA66 Cage	60	130	31	2.1	2.1	150	156	4300	5000	60	130	31	1.830
NJ312ECJ	Steel Cage	60	130	31	2.1	2.1	150	156	4300	5000	60	130	31	1.890
NJ312ECP	PA66 Cage	60	130	31	2.1	2.1	150	156	4300	5000	60	130	31	1.920
NU312ECJ	Steel Cage	60	130	31	2.1	2.1	150	156	4300	5000	60	130	31	1.850
NU312ECP	PA66 Cage	60	130	31	2.1	2.1	150	156	4300	5000	60	130	31	1.870
NUP312ECJ	Steel Cage	60	130	31	2.1	2.1	150	156	4300	5000	60	130	31	1.930
NUP312ECP	PA66 Cage	60	130	31	2.1	2.1	150	156	4300	5000	60	130	31	1.969
NUP313ECJ	Steel Cage	60	130	31	2.1	2.1	150	156	4300	5000	60	130	31	2.350
NJ2312ECP	PA66 Cage	60	130	46	2.1	2.1	224	260	4300	5000	60	130	46	2.900
NU2312ECP	PA66 Cage	60	130	46	2.1	2.1	224	260	4300	5000	60	130	46	2.810
NUP2312ECP	PA66 Cage	60	130	46	2.1	2.1	224	260	4300	5000	60	130	46	2.959
N213ECJ	Steel Cage	65	120	23	1.5	1.5	108	120	5300	6300	65	120	23	1.040
N213ECP	PA66 Cage	65	120	23	1.5	1.5	108	120	5300	6300	65	120	23	1.050

CYLINDRICAL ROLLER BEARING RANGE

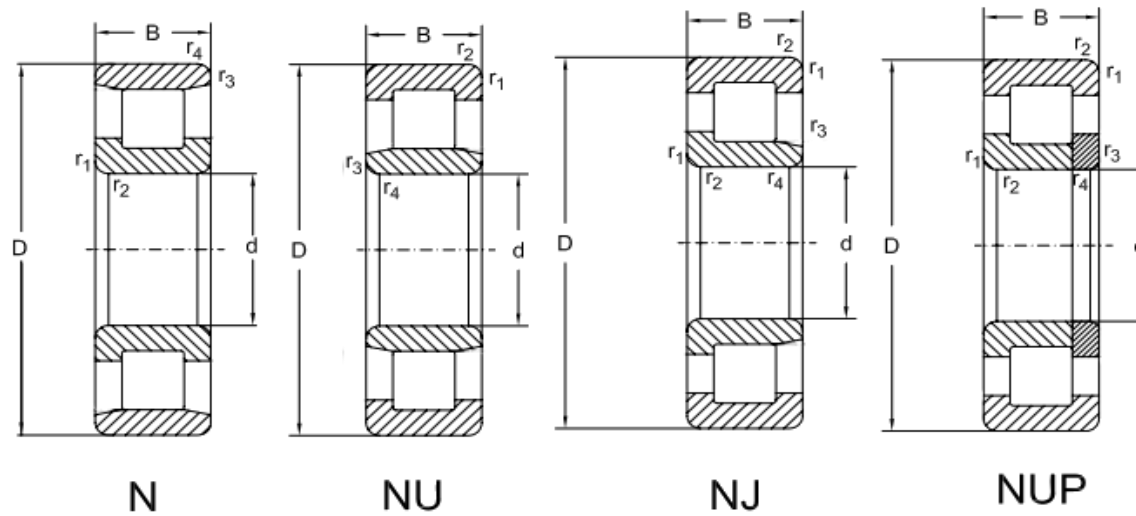
METRIC N / NU / NJ / NUP SERIES



Part Number	Cage type	ID (mm)	OD (mm)	Width (mm)	Radii r1+r2 (mm)	Radii r3+r4 (mm)	Load Rating Dynamic Cr	Load Rating Static Cor	Maximum Speed (rpm) Grease	Maximum Speed (rpm) Oil	ID (mm)	OD (mm)	Width (mm)	Weight (kg)
NJ213ECJ	Steel Cage	65	120	23	1.5	1.5	108	120	5300	6300	65	120	23	1.060
NJ213ECP	PA66 Cage	65	120	23	1.5	1.5	108	120	5300	6300	65	120	23	1.078
NU213ECJ	Steel Cage	65	120	23	1.5	1.5	108	120	5300	6300	65	120	23	1.040
NU213ECP	PA66 Cage	65	120	23	1.5	1.5	108	120	5300	6300	65	120	23	1.050
NUP213ECJ	Steel Cage	65	120	23	1.5	1.5	108	120	5300	6300	65	120	23	1.090
NUP213ECP	PA66 Cage	65	120	23	1.5	1.5	108	120	5300	6300	65	120	23	1.106
NJ2213ECP	PA66 Cage	65	120	31	1.5	1.5	150	183	4800	5600	65	120	31	1.488
NU2213ECJ	Steel Cage	65	120	31	1.5	1.5	150	183	4800	5600	65	120	31	1.420
NU2213ECP	PA66 Cage	65	120	31	1.5	1.5	150	183	4800	5600	65	120	31	1.450
NUP2213ECP	PA66 Cage	65	120	31	1.5	1.5	150	183	4800	5600	65	120	31	1.527
N313ECJ	Steel Cage	65	140	33	2.1	2.1	180	190	4300	5000	65	140	33	1.850
N313ECP	PA66 Cage	65	140	33	2.1	2.1	180	190	4300	5000	65	140	33	2.240
NJ313ECJ	Steel Cage	65	140	33	2.1	2.1	180	190	4300	5000	65	140	33	2.320
NJ313ECP	PA66 Cage	65	140	33	2.1	2.1	180	190	4300	5000	65	140	33	2.380
NU313ECJ	Steel Cage	65	140	33	2.1	2.1	180	190	4300	5000	65	140	33	2.200
NU313ECP	PA66 Cage	65	140	33	2.1	2.1	180	190	4300	5000	65	140	33	2.310
NUP313ECP	PA66 Cage	65	140	33	2.1	2.1	180	190	4300	5000	65	140	33	2.430

CYLINDRICAL ROLLER BEARING RANGE

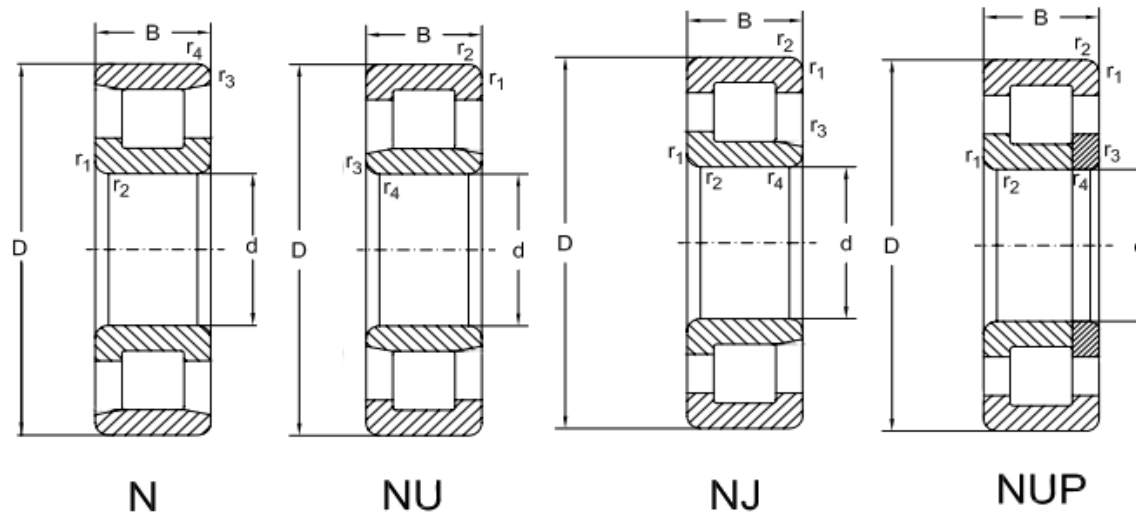
METRIC N / NU / NJ / NUP SERIES



Part Number	Cage type	ID (mm)	OD (mm)	Width (mm)	Radii r1+r2 (mm)	Radii r3+r4 (mm)	Load Rating Dynamic Cr	Load Rating Static Cor	Maximum Speed (rpm) Grease	Maximum Speed (rpm) Oil	ID (mm)	OD (mm)	Width (mm)	Weight (kg)
NJ2313ECP	PA66 Cage	65	140	48	2.1	2.1	245	285	4000	4800	65	140	48	3.470
NU2313ECP	PA66 Cage	65	140	48	2.1	2.1	245	285	4000	4800	65	140	48	3.360
NUP2313ECP	PA66 Cage	65	140	48	2.1	2.1	245	285	4000	4800	65	140	48	3.540
N214ECJ	Steel Cage	70	125	24	1.5	1.5	120	137	5000	6000	70	125	24	1.180
N214ECP	PA66 Cage	70	125	24	1.5	1.5	120	137	5000	6000	70	125	24	1.150
NJ214ECJ	Steel Cage	70	125	24	1.5	1.5	120	137	5000	6000	70	125	24	1.180
NJ214ECP	PA66 Cage	70	125	24	1.5	1.5	120	137	5000	6000	70	125	24	1.190
NU214ECJ	Steel Cage	70	125	24	1.5	1.5	120	137	5000	6000	70	125	24	1.150
NU214ECP	PA66 Cage	70	125	24	1.5	1.5	120	137	5000	6000	70	125	24	1.160
NUP214ECJ	Steel Cage	70	125	24	1.5	1.5	120	137	5000	6000	70	125	24	1.200
NUP214ECP	PA66 Cage	70	125	24	1.5	1.5	120	137	5000	6000	70	125	24	1.220
NJ2214ECP	PA66 Cage	70	125	31	1.5	1.5	156	196	4800	5600	70	125	31	1.570
NU2214ECJ	Steel Cage	70	125	31	1.5	1.5	156	196	4800	5600	70	125	31	1.500
NU2214ECP	PA66 Cage	70	125	31	1.5	1.5	156	196	4800	5600	70	125	31	1.530
NUP2214ECP	PA66 Cage	70	125	31	1.5	1.5	156	196	4800	5600	70	125	31	1.610
N314ECJ	Steel Cage	70	150	35	2.1	2.1	205	222	4000	4800	70	150	35	2.800
N314ECP	PA66 Cage	70	150	35	2.1	2.1	205	222	4000	4800	70	150	35	2.730

CYLINDRICAL ROLLER BEARING RANGE

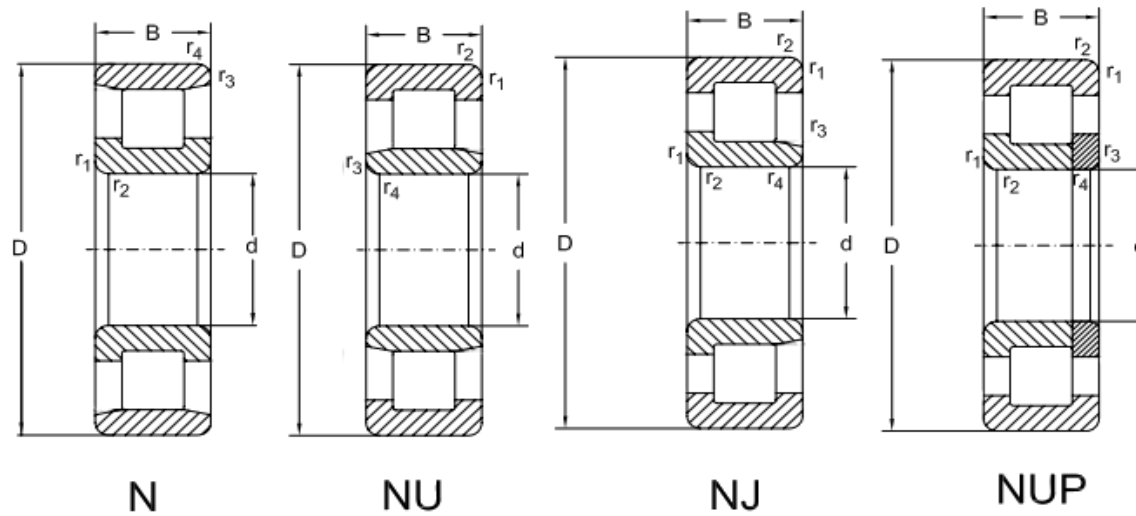
METRIC N / NU / NJ / NUP SERIES



Part Number	Cage type	ID (mm)	OD (mm)	Width (mm)	Radii r1+r2 (mm)	Radii r3+r4 (mm)	Load Rating Dynamic Cr	Load Rating Static Cor	Maximum Speed (rpm) Grease	Maximum Speed (rpm) Oil	ID (mm)	OD (mm)	Width (mm)	Weight (kg)
NJ314ECJ	Steel Cage	70	150	35	2.1	2.1	205	222	4000	4800	70	150	35	2.830
NJ314ECP	PA66 Cage	70	150	35	2.1	2.1	205	222	4000	4800	70	150	35	2.900
NU314ECJ	Steel Cage	70	150	35	2.1	2.1	205	222	4000	4800	70	150	35	2.700
NU314ECP	PA66 Cage	70	150	35	2.1	2.1	205	222	4000	4800	70	150	35	2.810
NUP314ECJ	Steel Cage	70	150	35	2.1	2.1	205	222	4000	4800	70	150	35	2.870
NUP314ECP	PA66 Cage	70	150	35	2.1	2.1	205	222	4000	4800	70	150	35	2.950
NJ2314ECP	PA66 Cage	70	150	51	2.1	2.1	275	325	3800	4500	70	150	51	4.210
NU2314ECP	PA66 Cage	70	150	51	2.1	2.1	275	325	3800	4500	70	150	51	4.080
NUP2314ECP	PA66 Cage	70	150	51	2.1	2.1	275	325	3800	4500	70	150	51	4.300
N215ECJ	Steel Cage	75	130	25	1.5	1.5	132	156	4800	5600	75	130	25	1.270
N215ECP	PA66 Cage	75	130	25	1.5	1.5	132	156	4800	5600	75	130	25	1.240
NJ215ECJ	Steel Cage	75	130	25	1.5	1.5	132	156	4800	5600	75	130	25	1.300
NJ215ECP	PA66 Cage	75	130	25	1.5	1.5	132	156	4800	5600	75	130	25	1.320
NU215ECJ	Steel Cage	75	130	25	1.5	1.5	132	156	4800	5600	75	130	25	1.270
NU215ECP	PA66 Cage	75	130	25	1.5	1.5	132	156	4800	5600	75	130	25	1.290
NUP215ECJ	Steel Cage	75	130	25	1.5	1.5	132	156	4800	5600	75	130	25	1.330
NUP215ECP	PA66 Cage	75	130	25	1.5	1.5	132	156	4800	5600	75	130	25	1.350

CYLINDRICAL ROLLER BEARING RANGE

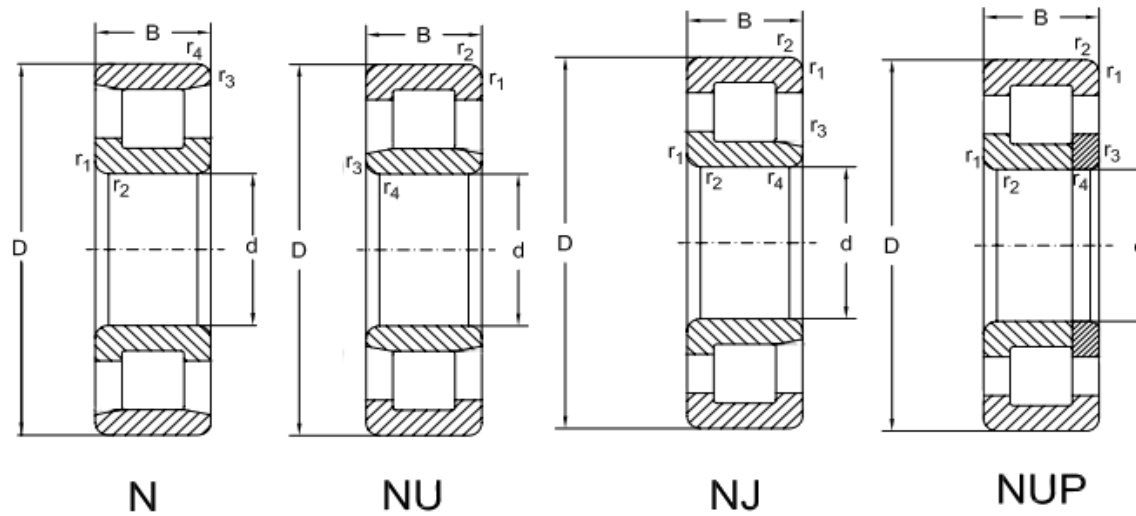
METRIC N / NU / NJ / NUP SERIES



Part Number	Cage type	ID (mm)	OD (mm)	Width (mm)	Radii r1+r2 (mm)	Radii r3+r4 (mm)	Load Rating Dynamic Cr	Load Rating Static Cor	Maximum Speed (rpm) Grease	Maximum Speed (rpm) Oil	ID (mm)	OD (mm)	Width (mm)	Weight (kg)
NJ2215ECP	PA66 Cage	75	130	31	1.5	1.5	163	208	4500	5300	75	130	31	1.650
NU2215ECJ	Steel Cage	75	130	31	1.5	1.5	163	208	4500	5300	75	130	31	1.610
NU2215ECP	PA66 Cage	75	130	31	1.5	1.5	163	208	4500	5300	75	130	31	1.610
NUP2215ECP	PA66 Cage	75	130	31	1.5	1.5	163	208	4500	5300	75	130	31	1.690
N315ECJ	Steel Cage	75	160	37	2.1	2.1	240	265	4000	4800	75	160	37	3.800
N315ECP	PA66 Cage	75	160	37	2.1	2.1	240	265	4000	4800	75	160	37	3.240
NJ315ECJ	Steel Cage	75	160	37	2.1	2.1	240	265	4000	4800	75	160	37	3.320
NJ315ECP	PA66 Cage	75	160	37	2.1	2.1	240	265	4000	4800	75	160	37	3.480
NU315ECJ	Steel Cage	75	160	37	2.1	2.1	240	265	4000	4800	75	160	37	3.240
NU315ECP	PA66 Cage	75	160	37	2.1	2.1	240	265	4000	4800	75	160	37	3.370
NUP315ECJ	Steel Cage	75	160	37	2.1	2.1	240	265	4000	4800	75	160	37	3.440
NUP315ECP	PA66 Cage	75	160	37	2.1	2.1	240	265	4000	4800	75	160	37	3.550
NJ2315ECP	PA66 Cage	75	160	55	2.1	2.1	329	395	4000	4800	75	160	55	5.150
NU2315ECP	PA66 Cage	75	160	55	2.1	2.1	329	395	4000	4800	75	160	55	5.000
NUP2315ECP	PA66 Cage	75	160	55	2.1	2.1	329	395	4000	4800	75	160	55	5.260
N216ECJ	Steel Cage	80	140	26	2	2	140	170	4300	5000	80	140	26	1.540
N216ECP	PA66 Cage	80	140	26	2	2	140	170	4300	5000	80	140	26	1.510

CYLINDRICAL ROLLER BEARING RANGE

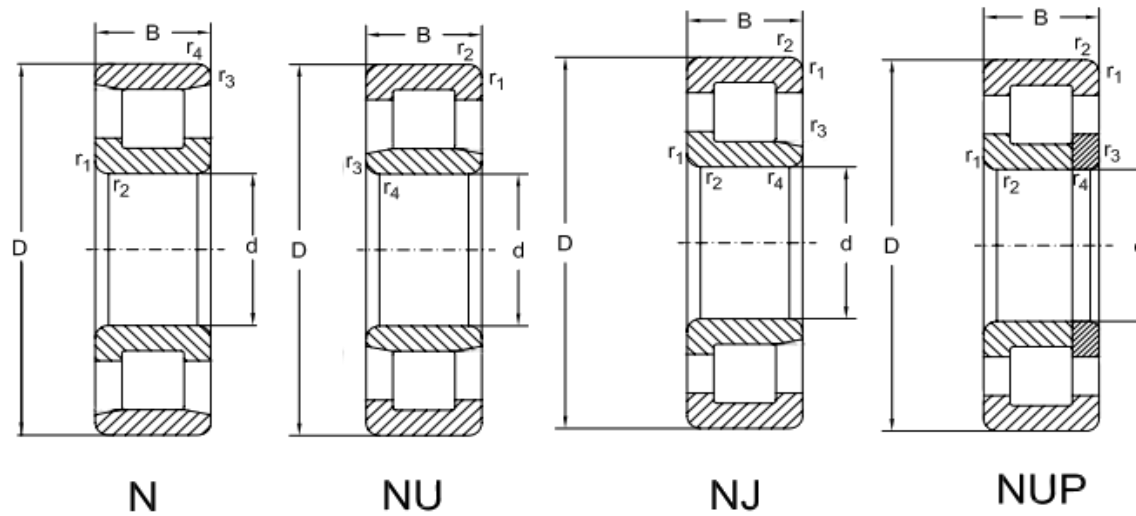
METRIC N / NU / NJ / NUP SERIES



Part Number	Cage type	ID (mm)	OD (mm)	Width (mm)	Radii r1+r2 (mm)	Radii r3+r4 (mm)	Load Rating Dynamic Cr	Load Rating Static Cor	Maximum Speed (rpm) Grease	Maximum Speed (rpm) Oil	ID (mm)	OD (mm)	Width (mm)	Weight (kg)
NJ216ECJ	Steel Cage	80	140	26	2	2	140	170	4300	5000	80	140	26	1.550
NJ216ECP	PA66 Cage	80	140	26	2	2	140	170	4300	5000	80	140	26	1.600
NU216ECJ	Steel Cage	80	140	26	2	2	140	170	4300	5000	80	140	26	1.540
NU216ECP	PA66 Cage	80	140	26	2	2	140	170	4300	5000	80	140	26	1.560
NUP216ECJ	Steel Cage	80	140	26	2	2	140	170	4300	5000	80	140	26	1.620
NUP216ECP	PA66 Cage	80	140	26	2	2	140	170	4300	5000	80	140	26	1.640
NJ2216ECP	PA66 Cage	80	140	33	2	2	186	245	4300	5000	80	140	33	2.080
NU2216ECJ	Steel Cage	80	140	33	2	2	186	245	4300	5000	80	140	33	1.950
NU2216ECP	PA66 Cage	80	140	33	2	2	186	245	4300	5000	80	140	33	2.030
NUP2216ECP	PA66 Cage	80	140	33	2	2	186	245	4300	5000	80	140	33	2.130
N316ECJ	Steel Cage	80	170	39	2.1	2.1	255	275	3600	4300	80	170	39	4.120
N316ECP	PA66 Cage	80	170	39	2.1	2.1	255	275	3600	4300	80	170	39	3.920
NJ316ECJ	Steel Cage	80	170	39	2.1	2.1	255	275	3600	4300	80	170	39	3.940
NJ316ECP	PA66 Cage	80	170	39	2.1	2.1	255	275	3600	4300	80	170	39	4.150
NU316ECJ	Steel Cage	80	170	39	2.1	2.1	255	275	3600	4300	80	170	39	4.020
NU316ECP	PA66 Cage	80	170	39	2.1	2.1	255	275	3600	4300	80	170	39	4.000
NUP316ECJ	Steel Cage	80	170	39	2.1	2.1	255	275	3600	4300	80	170	39	4.100

CYLINDRICAL ROLLER BEARING RANGE

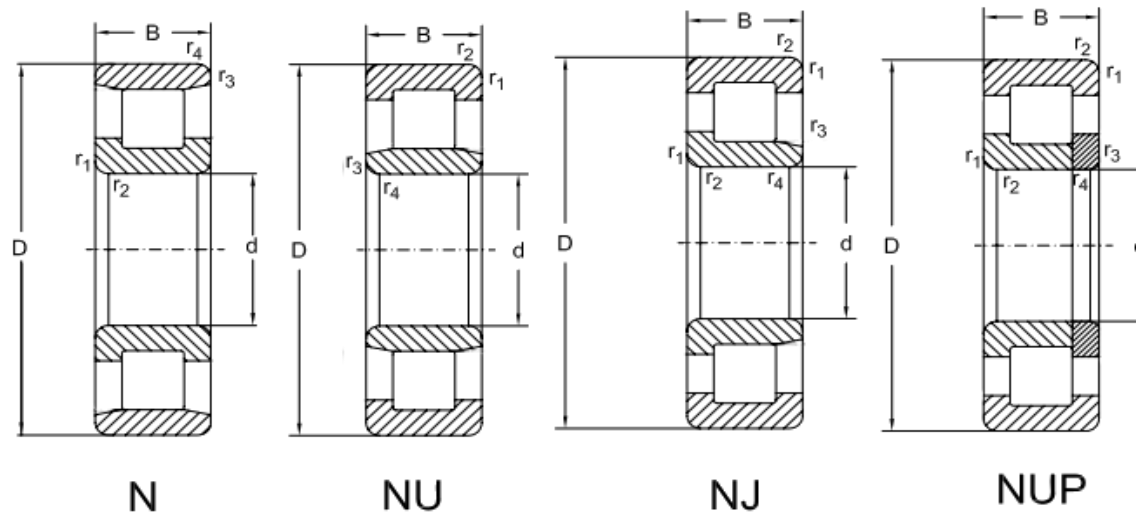
METRIC N / NU / NJ / NUP SERIES



Part Number	Cage type	ID (mm)	OD (mm)	Width (mm)	Radii r1+r2 (mm)	Radii r3+r4 (mm)	Load Rating Dynamic Cr	Load Rating Static Cor	Maximum Speed (rpm) Grease	Maximum Speed (rpm) Oil	ID (mm)	OD (mm)	Width (mm)	Weight (kg)
NUP316ECP	PA66 Cage	80	170	39	2.1	2.1	255	275	3600	4300	80	170	39	4.220
NU2316ECP	PA66 Cage	80	170	58	2.1	2.1	355	425	3600	4300	80	170	58	5.950
N217ECJ	Steel Cage	85	150	28	2	2	165	194	4300	5000	85	150	28	1.910
N217ECP	PA66 Cage	85	150	28	2	2	165	194	4300	5000	85	150	28	1.900
NJ217ECJ	Steel Cage	85	150	28	2	2	165	194	4300	5000	85	150	28	1.950
NJ217ECP	PA66 Cage	85	150	28	2	2	165	194	4300	5000	85	150	28	2.010
NU217ECJ	Steel Cage	85	150	28	2	2	165	194	4300	5000	85	150	28	1.910
NU217ECP	PA66 Cage	85	150	28	2	2	165	194	4300	5000	85	150	28	1.940
NUP217ECJ	Steel Cage	85	150	28	2	2	165	194	4300	5000	85	150	28	2.080
NUP217ECP	PA66 Cage	85	150	28	2	2	165	194	4300	5000	85	150	28	2.040
NJ2217ECP	PA66 Cage	85	150	36	2	2	216	275	3800	4500	85	150	36	2.620
NU2217ECJ	Steel Cage	85	150	36	2	2	216	275	3800	4500	85	150	36	2.490
NU2217ECP	PA66 Cage	85	150	36	2	2	216	275	3800	4500	85	150	36	2.530
NUP2217ECP	PA66 Cage	85	150	36	2	2	216	275	3800	4500	85	150	36	2.670
N317ECJ	Steel Cage	85	180	41	3	3	288	325	3400	4000	85	180	41	5.300
N317ECP	PA66 Cage	85	180	41	3	3	288	325	3400	4000	85	180	41	4.520
NJ317ECJ	Steel Cage	85	180	41	3	3	288	325	3400	4000	85	180	41	4.600

CYLINDRICAL ROLLER BEARING RANGE

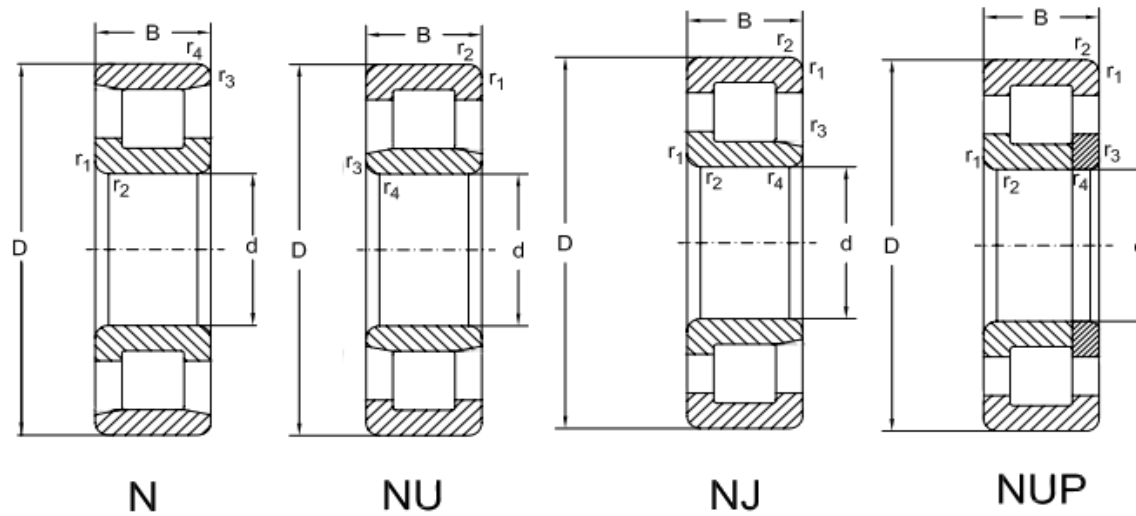
METRIC N / NU / NJ / NUP SERIES



Part Number	Cage type	ID (mm)	OD (mm)	Width (mm)	Radii r1+r2 (mm)	Radii r3+r4 (mm)	Load Rating Dynamic Cr	Load Rating Static Cor	Maximum Speed (rpm) Grease	Maximum Speed (rpm) Oil	ID (mm)	OD (mm)	Width (mm)	Weight (kg)
NJ317ECP	PA66 Cage	85	180	41	3	3	288	325	3400	4000	85	180	41	4.970
NU317ECJ	Steel Cage	85	180	41	3	3	288	325	3400	4000	85	180	41	4.620
NU317ECP	PA66 Cage	85	180	41	3	3	288	325	3400	4000	85	180	41	4.800
NUP317ECJ	Steel Cage	85	180	41	3	3	288	325	3400	4000	85	180	41	4.920
NUP317ECP	PA66 Cage	85	180	41	3	3	288	325	3400	4000	85	180	41	5.060
NU2317ECP	PA66 Cage	85	180	60	3	3	365	450	3400	4000	85	180	60	6.980
N218ECJ	Steel Cage	90	160	30	2	2	183	216	3800	4500	90	160	30	2.360
N218ECP	PA66 Cage	90	160	30	2	2	183	216	3800	4500	90	160	30	2.280
NJ218ECJ	Steel Cage	90	160	30	2	2	183	216	3800	4500	90	160	30	2.370
NJ218ECP	PA66 Cage	90	160	30	2	2	183	216	3800	4500	90	160	30	2.450
NU218ECJ	Steel Cage	90	160	30	2	2	183	216	3800	4500	90	160	30	2.360
NU218ECP	PA66 Cage	90	160	30	2	2	183	216	3800	4500	90	160	30	2.380
NUP218ECJ	Steel Cage	90	160	30	2	2	183	216	3800	4500	90	160	30	2.460
NUP218ECP	PA66 Cage	90	160	30	2	2	183	216	3800	4500	90	160	30	2.500
NJ2218ECP	PA66 Cage	90	160	40	2	2	240	315	3200	3800	90	160	40	3.310
NU2218ECP	PA66 Cage	90	160	40	2	2	240	315	3200	3800	90	160	40	3.210
NUP2218ECP	PA66 Cage	90	160	40	2	2	240	315	3200	3800	90	160	40	3.380

CYLINDRICAL ROLLER BEARING RANGE

METRIC N / NU / NJ / NUP SERIES



Part Number	Cage type	ID (mm)	OD (mm)	Width (mm)	Radii r1+r2 (mm)	Radii r3+r4 (mm)	Load Rating Dynamic Cr	Load Rating Static Cor	Maximum Speed (rpm) Grease	Maximum Speed (rpm) Oil	ID (mm)	OD (mm)	Width (mm)	Weight (kg)
N318ECJ	Steel Cage	90	190	43	3	3	315	345	3200	3800	90	190	43	6.190
N318ECP	PA66 Cage	90	190	43	3	3	315	345	3200	3800	90	190	43	5.380
NJ318ECJ	Steel Cage	90	190	43	3	3	315	345	3200	3800	90	190	43	5.470
NJ318ECP	PA66 Cage	90	190	43	3	3	315	345	3200	3800	90	190	43	5.650
NU318ECJ	Steel Cage	90	190	43	3	3	315	345	3200	3800	90	190	43	5.410
NU318ECP	PA66 Cage	90	190	43	3	3	315	345	3200	3800	90	190	43	5.470
NUP318ECP	PA66 Cage	90	190	43	3	3	315	345	3200	3800	90	190	43	5.760
NU2318ECP	PA66 Cage	90	190	64	3	3	430	530	3000	3600	90	190	64	8.120