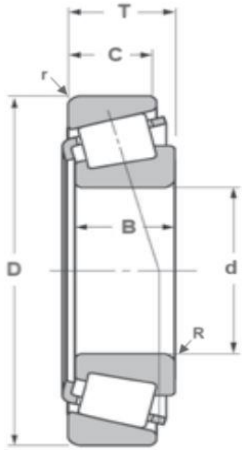


TAPER ROLLER BEARINGS (INCH DIMENSION SERIES)



SORTED BY SIZE ORDER

Our Part Number	Bore Size d	Cup Outer Diameter D	Cone Width B	Cup Width C	Bearing Width T	Cone Radius R	Cup Radius r	Weight (kg)	Cone	Cup	Basic Static Load Rating (kN)	Basic Dynamic Load Rating (kN)
03062/03162	15.875	41.275	14.681	11.112	14.288	1.3	2.0	0.092	03062	03162	10	13
11590/11520	15.875	42.862	14.288	9.525	14.288	1.5	1.5	0.100	11590	11520	20.5	21
11749/11710	17.462	39.878	14.605	10.668	13.843	1.3	1.3	0.083	LM11749	LM11710	21	20
11949/11910	19.050	45.237	16.637	12.065	15.494	1.3	1.3	0.124	LM11949	LM11910	30.2	30.5
09067/09195	19.050	49.225	19.050	14.288	18.034	1.3	1.3	0.179	09067	09195	38	37.5
21075/21212	19.050	53.975	21.839	15.875	22.225	1.5	2.3	0.246	21075	21212	44.1	43.1
09081/09196	20.625	49.225	21.539	14.288	19.854	1.5	1.3	0.171	09081	09196	38	37.5
12580/12520	20.638	49.225	19.845	15.875	19.845	1.5	1.5	0.182	12580	12520	8.2	11
12748/12710	21.430	45.237	16.637	12.065	15.494	1.3	1.3	0.121	LM12748	LM12710	43.1	56.8
12649/12610	21.430	50.005	18.288	13.970	17.526	1.3	1.3	0.169	M12649	M12610	39.7	41
12749/12710	21.986	45.237	16.637	12.065	15.494	1.3	1.3	0.116	LM12749	LM12710	43.1	56.8
12749/12711	21.986	46.000	16.637	12.065	15.494	1.3	1.3	0.120	LM12749	LM12711	43.1	56.8
07097/07196	25.001	50.005	14.260	9.525	13.495	1.5	1.0	0.100	07097	07196	29.6	29.1
07100/07196	25.400	50.005	14.260	9.525	13.495	1.0	1.0	0.119	07100	07196	33.8	28.8
44643/44610	25.400	50.292	14.732	10.668	14.224	1.3	1.3	0.124	L44643	L44610	28.8	33.1
07100S/07210X	25.400	50.800	14.260	12.700	15.011	1.5	15.0	0.130	07100S	07210X	27.6	29.5
84548/84510	25.400	57.150	19.431	14.732	19.431	1.5	1.5	0.233	M84548	M84510	43.2	49.4
15100/15245	25.400	62.000	20.638	14.288	19.050	3.5	1.3	0.323	15100	15245	47.2	53.6
15100S/15245	25.400	62.000	20.638	14.288	19.050	1.3	1.3	0.299	15100S	15245	47.2	53.6
15101/15245	25.400	62.000	20.638	14.288	19.050	3.5	1.3	0.300	15101	15245	47.2	53.6
44649/44610	26.988	50.292	14.732	10.668	14.224	3.5	1.3	0.115	L44649	L44610	28.8	33.1
15590/15520	28.575	57.150	17.462	13.495	17.462	3.5	1.5	0.196	15590	15520	39.5	45.5
1985/1922	28.575	57.150	19.355	15.875	19.845	0.8	1.5	0.230	1985	1922	40.5	44.5

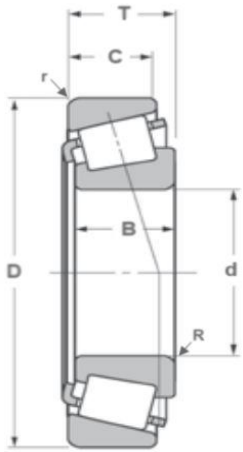


TAPER ROLLER BEARINGS (INCH DIMENSION SERIES)



SORTED BY SIZE ORDER

Our Part Number	Bore Size d	Cup Outer Diameter D	Cone Width B	Cup Width C	Bearing Width T	Cone Radius R	Cup Radius r	Weight (kg)	Cone	Cup	Basic Static Load Rating (kN)	Basic Dynamic Load Rating (kN)
1988/1922	28.575	57.150	19.355	15.875	19.845	3.5	1.5	0.220	1988	1922	42.6	45.9
02474/02420	28.575	68.262	22.225	17.462	22.225	0.8	1.5	0.420	02474	02420	50	60
45449/45410	29.000	50.292	14.732	10.668	14.224	3.5	1.3	0.110	L45449	L45410	27.8	35
14118/14283	30.000	69.012	19.202	15.875	19.845	0.8	3.3	0.360	14118	14283	52.6	63.8
86649/86610	30.162	64.292	21.433	16.670	21.433	1.5	1.5	0.341	M86649	M86610	53.1	66.2
67048/L67010	31.750	59.131	16.764	11.811	15.875	Spec	1.3	0.180	LM67048	L67010	36.8	43.6
15123/15245	31.750	62.000	19.050	14.288	18.161	Spec	1.3	0.244	15123	15245	47.2	53.6
15126/15245	31.750	62.000	20.638	14.288	18.161	0.8	1.3	0.247	15126	15245	47.2	53.6
15123/15250X	31.750	62.000	19.050	15.875	19.748	Spec	1.5	0.269	15123	15250X	47.2	53.6
14125A/14276	31.750	69.012	19.583	15.875	19.845	3.5	1.3	0.360	14125A	14276	52.6	63.8
2580/2523	31.750	69.850	25.357	19.050	23.812	0.8	1.3	0.437	2580	2523	72.2	84.3
88542/88510	31.750	73.025	27.783	23.020	29.370	1.3	3.3	0.550	HM88542	HM88510	74	101
88048/88010	33.338	68.262	22.225	17.462	22.225	0.8	1.5	0.379	M88048	M88010	58.5	74.5
48548/48510	34.925	65.088	18.288	13.970	18.034	Spec	1.3	0.264	LM48548	LM48510	46.5	56
88649/88610	34.925	72.233	25.400	19.842	25.400	2.3	2.3	0.485	HM88649	HM88610	66	84.6
25877/25821	34.925	73.025	24.608	19.050	23.812	1.5	0.8	0.471	25877	25821	74.8	88.7
68149/68110	34.988	59.131	16.764	11.938	15.875	Spec	1.3	0.167	L68149	L68110	35.2	46
68149/68111	34.988	59.974	16.764	11.938	15.875	Spec	1.3	0.174	L68149	L68111	35.2	46
88648/88610	35.717	72.330	25.400	19.842	25.400	3.5	2.0	0.480	HM88648	HM88610	65	84.5
69349/69310	37.987	62.975	17.000	13.500	17.000	Spec	1.3	0.194	JL69349	JL69310	38.5	51
29748/29710	38.100	65.088	18.288	13.970	18.034	Spec	1.3	0.243	LM29748	LM29710	44.1	57
29749/29710	38.100	65.088	18.288	13.970	18.034	2.3	1.3	0.243	LM29749	LM29710	44.1	57
29749/29711	38.100	65.088	18.288	15.748	19.812	2.3	1.3	0.250	LM29749	LM29711	44.1	57

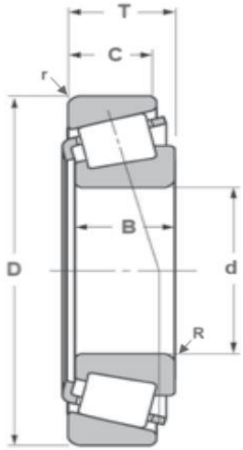


TAPER ROLLER BEARINGS (INCH DIMENSION SERIES)



SORTED BY SIZE ORDER

Our Part Number	Bore Size d	Cup Outer Diameter D	Cone Width B	Cup Width C	Bearing Width T	Cone Radius R	Cup Radius r	Weight (kg)	Cone	Cup	Basic Static Load Rating (kN)	Basic Dynamic Load Rating (kN)
13685/13621	38.100	69.012	19.050	15.083	19.050	3.5	2.3	0.285	13685	13621	50.2	62.3
2788/2720	38.100	70.200	25.654	19.050	23.812	3.5	3.3	0.492	2788	2720	77.7	96.4
16150/16284	38.100	72.238	20.638	19.050	23.813	3.5	2.3	0.390	16150	16284	49.7	61.3
16150/16283	38.100	72.338	20.638	15.875	20.638	3.5	1.3	0.355	16150	16283	49.7	61.3
3490/3420	38.100	79.375	29.771	23.812	29.370	3.5	3.3	0.648	3490	3420	88.7	105.4
418/414	38.100	88.500	29.083	22.225	26.988	3.5	1.5	0.841	418	414	104.5	118.9
300849/300811	40.987	67.975	18.000	13.500	17.500	Spec	1.5	0.234	LM300849	LM300811	48.3	65.5
18590/18520	41.275	73.025	17.462	12.700	16.667	3.5	1.5	0.275	18590	18520	48.7	59
501349/501310	41.275	73.431	19.812	14.732	19.558	3.5	0.8	0.327	LM501349	LM501310	56.5	69.2
501349/501314	41.275	73.431	19.812	16.604	21.430	3.5	0.8	0.345	LM501349	LM501314	56.5	69.2
501349/501311	41.275	73.431	19.812	18.186	23.012	3.5	2.3	0.370	LM501349	LM501311	54	60
11162/11300	41.275	76.200	17.384	14.288	18.009	1.5	1.5	0.327	11162	11300	47.1	57.4
24780/24720	41.275	76.200	23.020	17.462	22.225	3.5	0.8	0.474	24780	24720	66.5	81.6
3585/3525	41.275	87.312	30.866	23.812	30.162	1.5	3.3	0.310	3585	3525	95.8	117.7
25577/25523	42.875	82.931	25.400	22.225	26.988	3.5	2.3	0.613	25577	25523	78	99.2
25577/25521	42.875	83.058	25.400	19.050	23.812	3.5	3.3	0.570	25577	25521	78	99.2
527/522	44.445	101.600	36.068	26.988	34.925	3.6	3.2	1.400	527	522	164	159
25580/25520	44.450	82.931	25.400	19.050	23.812	3.5	0.8	0.561	25580	25520	78	99.2
25580/25523	44.450	82.931	25.400	22.225	26.988	3.5	2.3	0.592	25580	25523	78	99.2
803149/803110	44.450	88.900	29.370	23.020	30.162	3.5	3.3	0.860	HM803149	HM803110	96.9	128.1
355X/352	44.450	90.119	21.692	21.808	23.000	3.5	2.3	0.300	355X	352	79.6	92.6
3782/3720	44.450	93.264	30.302	23.812	30.162	3.5	3.3	0.941	3782	3720	103.3	134.5
903249/903210	44.450	95.250	28.575	22.225	30.958	3.5	0.8	0.954	LM903249	LM903210	100.7	120.8

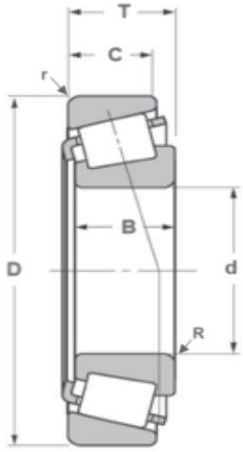


TAPER ROLLER BEARINGS (INCH DIMENSION SERIES)



SORTED BY SIZE ORDER

Our Part Number	Bore Size d	Cup Outer Diameter D	Cone Width B	Cup Width C	Bearing Width T	Cone Radius R	Cup Radius r	Weight (kg)	Cone	Cup	Basic Static Load Rating (kN)	Basic Dynamic Load Rating (kN)
102949/102910	45.242	73.431	19.812	15.748	19.588	3.5	0.8	0.321	LM102949	LM102910	53.7	74.1
603049/603011	45.242	77.788	19.842	15.080	19.842	3.5	0.8	0.358	LM603049	LM603011	58	73.1
603049/603014	45.242	80.000	19.842	15.080	19.842	3.5	0.8	0.391	LM603049	LM603014	58	73.1
25590/25520	45.618	82.931	25.400	19.050	23.812	3.5	0.8	0.544	25590	25520	78	99.2
25590/25523	45.618	82.931	25.400	22.225	26.988	3.5	2.3	0.603	25590	25523	78	99.2
25590/25521	45.618	83.058	25.400	19.050	23.812	3.5	3.3	0.532	25590	25521	78	99.2
18690/18620	46.038	79.375	17.462	13.495	17.462	2.8	2.8	1.500	18690	18620	48.1	59.4
104948/104910	50.000	82.000	21.500	17.000	21.500	3.0	0.5	0.432	JLM104948	JLM104910	71.9	95.8
205149/205110	50.000	90.000	28.000	23.000	28.000	3.0	2.5	0.752	JM205149	JM205110	103.6	133.9
104949/104911	50.800	82.550	22.225	16.510	21.590	3.5	1.3	0.429	LM104949	LM104911	71.9	95.8
18790/18720	50.800	85.000	17.462	13.495	17.462	3.5	1.5	0.374	18790	18720	50.8	65.7
368A/362A	50.800	88.900	22.225	16.513	20.638	3.5	1.3	0.516	368A	362A	75.9	88.2
368/362	50.800	90.000	22.225	15.875	20.000	1.5	2.0	0.500	368	362	102	95.8
28580/28521	50.800	92.075	25.400	19.845	24.608	3.5	0.8	0.684	28580	28521	86	117.3
3780/3720	50.800	93.264	30.302	23.812	30.162	3.5	3.3	0.868	3780	3720	103.3	134.5
45284/45220	50.800	104.775	30.958	23.812	30.162	6.4	3.3	1.220	45284	45220	130	169
807046/807010	50.800	104.775	36.512	28.575	36.512	3.5	3.3	0.490	HM807046	HM807010	154	206.5
368S/362	51.592	90.000	22.225	15.875	20.000	2.0	2.0	0.500	368S	362	102	95.8
387A/382A	57.150	96.838	21.946	15.875	21.000	3.5	0.8	0.581	387A	382A	81.4	99.8
387AS/382S	57.150	96.838	21.946	15.875	21.000	5.0	0.8	0.576	387AS	382S	81.4	99.8
387A/382S	57.150	96.838	21.946	20.274	25.400	3.5	2.3	0.636	387A	382S	81.4	99.8
387/382	57.150	98.425	21.946	17.826	21.000	2.3	0.8	0.613	387	382	81.4	99.8
462/453X	57.150	104.775	29.317	24.605	30.160	2.3	3.3	1.040	462	453X	116.4	147.3

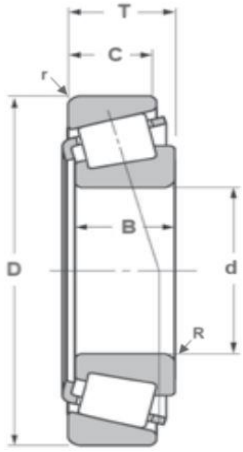


TAPER ROLLER BEARINGS (INCH DIMENSION SERIES)



SORTED BY SIZE ORDER

Our Part Number	Bore Size d	Cup Outer Diameter D	Cone Width B	Cup Width C	Bearing Width T	Cone Radius R	Cup Radius r	Weight (kg)	Cone	Cup	Basic Static Load Rating (kN)	Basic Dynamic Load Rating (kN)
39581/39520	57.150	112.712	30.162	23.812	30.162	8.0	3.3	1.380	39581	39520	144	199.9
388A/382A	57.531	96.838	21.946	15.875	21.000	3.6	0.8	0.600	388A	382A	81.4	99.8
911245/911210	60.325	130.175	33.338	23.812	36.512	5.0	3.3	2.120	HM911245	HM911210	156	186
395/394A	63.500	110.000	21.996	18.824	22.000	3.5	1.3	0.880	395	394A	88.7	117.2
3982/3920	63.500	112.712	30.048	23.812	30.162	3.5	3.3	1.170	3982	3920	119.3	170.15
212047/212010	63.500	122.238	38.354	29.718	38.100	7.0	1.5	0.970	212047	212010	191	250
559/552A	63.500	123.825	36.678	30.162	38.100	3.5	3.3	0.350	559	552A	171.6	230
6379/6320	65.088	135.755	56.007	44.445	53.975	3.5	3.3	3.507	6379	6320	263	345.9
395S/394A	66.675	110.000	21.996	18.224	22.000	3.5	1.3	0.791	395S	394A	89.5	120
39590/39520	66.675	112.712	30.162	23.812	30.162	3.5	3.3	1.190	39590	39520	144	199.9
3984/3920	66.675	112.712	30.048	23.812	30.162	3.5	3.3	1.100	3984	3920	119.3	170.15
212049/212010	66.675	122.238	38.354	29.718	38.100	3.5	1.5	0.340	212049	212010	191	250
212049/212011	66.675	122.238	38.354	29.718	38.100	3.5	3.3	1.840	212049	212011	191	250
29675/29620	69.850	112.713	25.400	19.050	25.400	1.5	3.3	0.480	29675	29620	98.2	152.8
33275/33462	69.850	117.474	30.162	23.812	30.162	3.5	3.3	1.250	33275	33462	118.5	175.4
484/472	70.000	120.000	29.007	24.237	29.794	2.0	2.0	1.300	484	472	123.4	166.3
29685/29620	73.025	112.713	25.400	19.050	25.400	3.5	3.3	0.480	29685	29620	98.2	152.8
567/563	73.025	127.000	36.170	28.575	36.512	3.5	3.3	1.810	567	563	168.4	233.7
495A/492	76.200	133.350	29.769	22.225	30.162	3.5	3.3	1.665	495A	492	134.6	195.9
495A/493	76.200	136.525	29.769	22.225	30.162	3.5	3.3	1.770	495A	493	134.6	195.8
575/572	76.200	139.992	36.098	28.575	36.512	3.5	3.3	2.319	575	572	177.5	259.8
47686/47620	82.550	133.350	33.338	26.195	33.338	3.5	3.3	1.700	47686	47620	153.3	230.9
47687/47620	82.550	133.350	33.338	26.195	33.338	6.7	0.8	1.700	47687	47620	153.3	230.9

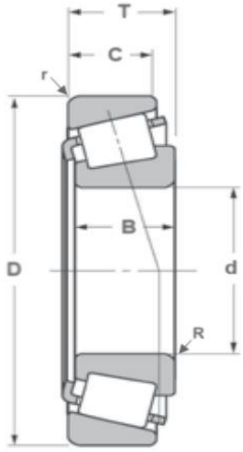


TAPER ROLLER BEARINGS (INCH DIMENSION SERIES)



SORTED BY SIZE ORDER

Our Part Number	Bore Size d	Cup Outer Diameter D	Cone Width B	Cup Width C	Bearing Width T	Cone Radius R	Cup Radius r	Weight (kg)	Cone	Cup	Basic Static Load Rating (kN)	Basic Dynamic Load Rating (kN)
495/493	82.550	136.525	29.769	22.225	30.162	3.5	3.3	1.594	495	493	134.6	195.9
580/572	82.550	139.992	36.098	28.575	36.512	3.5	3.3	2.220	580	572	177.5	259.8
749/742	85.026	150.089	46.672	35.512	44.450	3.5	3.3	3.170	749	742	269.1	369.1
665/653	85.275	146.050	41.275	31.750	41.275	3.5	3.3	2.600	665	653	301	223
497/492A	85.725	133.350	29.769	22.225	30.162	3.5	3.3	1.770	497	492A	134.6	195.9
497/493	85.725	136.525	29.769	22.225	30.162	3.5	3.3	1.560	497	493	134.6	195.9
518445/518410	88.900	152.400	39.688	30.163	39.688	3.5	3.3	2.840	518445	518410	253.7	359.1
593/592A	88.900	152.400	36.322	30.162	39.688	3.5	3.3	2.700	593	592A	193.6	295
759/752	88.900	161.925	48.260	38.100	47.625	3.5	3.3	4.090	759	752	270	385
218248/218210	89.975	146.975	40.000	32.500	40.000	7.0	3.5	2.520	HM218248	HM218210	238.6	355.1
598A/592A	92.075	152.400	36.322	30.162	39.688	6.4	3.3	2.630	598A	592A	180	279
594/592A	92.250	152.400	36.322	30.162	39.688	3.5	3.3	2.491	594	592A	193.6	295
594A/592A	95.250	152.400	36.322	30.162	39.688	5.0	3.3	2.200	594A	592A	193.6	295
683/672	95.250	168.275	41.275	30.162	41.275	3.5	3.3	3.680	683	672	225.6	342.7
52400/52618	101.600	157.162	36.116	26.195	36.512	3.5	3.3	2.480	52400	52618	188	305
37425/37625	107.950	158.750	21.438	15.875	23.020	3.5	3.3	0.600	37425	37625	106.8	172
56425/56650	107.950	165.100	36.513	26.988	36.513	3.6	3.2	2.600	56425	56650	231	300
865547/865512	381.000	479.425	47.625	34.925	49.213	6.4	3.3	19.760	L865547	L865512	1195	535

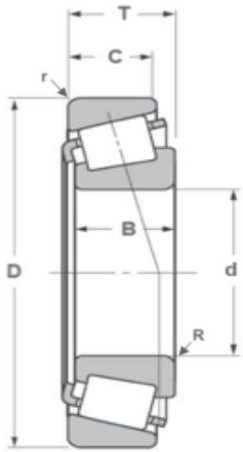


TAPER ROLLER BEARINGS (INCH DIMENSION SERIES)



SORTED BY PART NUMBER ORDER

Our Part Number	Bore Size d	Cup Outer Diameter D	Cone Width B	Cup Width C	Bearing Width T	Cone Radius R	Cup Radius r	Weight (kg)	Cone	Cup	Basic Static Load Rating (kN)	Basic Dynamic Load Rating (kN)
02474/02420	28.575	68.262	22.225	17.462	22.225	0.8	1.5	0.420	02474	02420	50	60
03062/03162	15.875	41.275	14.681	11.112	14.288	1.3	2.0	0.092	03062	03162	10	13
07097/07196	25.001	50.005	14.260	9.525	13.495	1.5	1.0	0.100	07097	07196	29.6	29.1
07100/07196	25.400	50.005	14.260	9.525	13.495	1.0	1.0	0.119	07100	07196	33.8	28.8
07100S/07210X	25.400	50.800	14.260	12.700	15.011	1.5	15.0	0.130	07100S	07210X	27.6	29.5
09067/09195	19.050	49.225	19.050	14.288	18.034	1.3	1.3	0.179	09067	09195	38	37.5
09081/09196	20.625	49.225	21.539	14.288	19.854	1.5	1.3	0.171	09081	09196	38	37.5
102949/102910	45.242	73.431	19.812	15.748	19.588	3.5	0.8	0.321	LM102949	LM102910	53.7	74.1
104948/104910	50.000	82.000	21.500	17.000	21.500	3.0	0.5	0.432	JLM104948	JLM104910	71.9	95.8
104949/104911	50.800	82.550	22.225	16.510	21.590	3.5	1.3	0.429	LM104949	LM104911	71.9	95.8
11162/11300	41.275	76.200	17.384	14.288	18.009	1.5	1.5	0.327	11162	11300	47.1	57.4
11590/11520	15.875	42.862	14.288	9.525	14.288	1.5	1.5	0.100	11590	11520	20.5	21
11749/11710	17.462	39.878	14.605	10.668	13.843	1.3	1.3	0.083	LM11749	LM11710	21	20
11949/11910	19.050	45.237	16.637	12.065	15.494	1.3	1.3	0.124	LM11949	LM11910	30.2	30.5
12580/12520	20.638	49.225	19.845	15.875	19.845	1.5	1.5	0.182	12580	12520	8.2	11
12649/12610	21.430	50.005	18.288	13.970	17.526	1.3	1.3	0.169	M12649	M12610	39.7	41
12748/12710	21.430	45.237	16.637	12.065	15.494	1.3	1.3	0.121	LM12748	LM12710	43.1	56.8
12749/12710	21.986	45.237	16.637	12.065	15.494	1.3	1.3	0.116	LM12749	LM12710	43.1	56.8
12749/12711	21.986	46.000	16.637	12.065	15.494	1.3	1.3	0.120	LM12749	LM12711	43.1	56.8
13685/13621	38.100	69.012	19.050	15.083	19.050	3.5	2.3	0.285	13685	13621	50.2	62.3
14118/14283	30.000	69.012	19.202	15.875	19.845	0.8	3.3	0.360	14118	14283	52.6	63.8
14125A/14276	31.750	69.012	19.583	15.875	19.845	3.5	1.3	0.360	14125A	14276	52.6	63.8
15100/15245	25.400	62.000	20.638	14.288	19.050	3.5	1.3	0.323	15100	15245	47.2	53.6

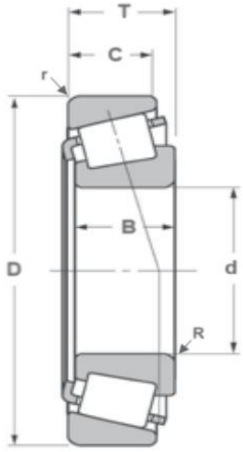


TAPER ROLLER BEARINGS (INCH DIMENSION SERIES)



SORTED BY PART NUMBER ORDER

Our Part Number	Bore Size d	Cup Outer Diameter D	Cone Width B	Cup Width C	Bearing Width T	Cone Radius R	Cup Radius r	Weight (kg)	Cone	Cup	Basic Static Load Rating (kN)	Basic Dynamic Load Rating (kN)
15100S/15245	25.400	62.000	20.638	14.288	19.050	1.3	1.3	0.299	15100S	15245	47.2	53.6
15101/15245	25.400	62.000	20.638	14.288	19.050	3.5	1.3	0.300	15101	15245	47.2	53.6
15123/15245	31.750	62.000	19.050	14.288	18.161	Spec	1.3	0.244	15123	15245	47.2	53.6
15123/15250X	31.750	62.000	19.050	15.875	19.748	Spec	1.5	0.269	15123	15250X	47.2	53.6
15126/15245	31.750	62.000	20.638	14.288	18.161	0.8	1.3	0.247	15126	15245	47.2	53.6
15590/15520	28.575	57.150	17.462	13.495	17.462	3.5	1.5	0.196	15590	15520	39.5	45.5
16150/16283	38.100	72.338	20.638	15.875	20.638	3.5	1.3	0.355	16150	16283	49.7	61.3
16150/16284	38.100	72.238	20.638	19.050	23.813	3.5	2.3	0.390	16150	16284	49.7	61.3
18590/18520	41.275	73.025	17.462	12.700	16.667	3.5	1.5	0.275	18590	18520	48.7	59
18690/18620	46.038	79.375	17.462	13.495	17.462	2.8	2.8	1.500	18690	18620	48.1	59.4
18790/18720	50.800	85.000	17.462	13.495	17.462	3.5	1.5	0.374	18790	18720	50.8	65.7
1985/1922	28.575	57.150	19.355	15.875	19.845	0.8	1.5	0.230	1985	1922	40.5	44.5
1988/1922	28.575	57.150	19.355	15.875	19.845	3.5	1.5	0.220	1988	1922	42.6	45.9
205149/205110	50.000	90.000	28.000	23.000	28.000	3.0	2.5	0.752	JM205149	JM205110	103.6	133.9
21075/21212	19.050	53.975	21.839	15.875	22.225	1.5	2.3	0.246	21075	21212	44.1	43.1
212047/212010	63.500	122.238	38.354	29.718	38.100	7.0	1.5	0.970	212047	212010	191	250
212049/212010	66.675	122.238	38.354	29.718	38.100	3.5	1.5	0.340	212049	212010	191	250
212049/212011	66.675	122.238	38.354	29.718	38.100	3.5	3.3	1.840	212049	212011	191	250
218248/218210	89.975	146.975	40.000	32.500	40.000	7.0	3.5	2.520	HM218248	HM218210	238.6	355.1
24780/24720	41.275	76.200	23.020	17.462	22.225	3.5	0.8	0.474	24780	24720	66.5	81.6
25577/25521	42.875	83.058	25.400	19.050	23.812	3.5	3.3	0.570	25577	25521	78	99.2
25577/25523	42.875	82.931	25.400	22.225	26.988	3.5	2.3	0.613	25577	25523	78	99.2
25580/25520	44.450	82.931	25.400	19.050	23.812	3.5	0.8	0.561	25580	25520	78	99.2

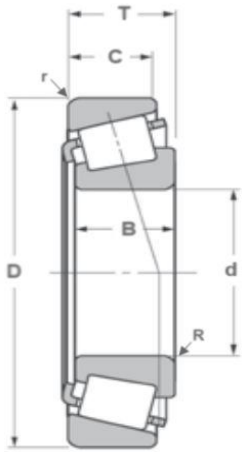


TAPER ROLLER BEARINGS (INCH DIMENSION SERIES)



SORTED BY PART NUMBER ORDER

Our Part Number	Bore Size d	Cup Outer Diameter D	Cone Width B	Cup Width C	Bearing Width T	Cone Radius R	Cup Radius r	Weight (kg)	Cone	Cup	Basic Static Load Rating (kN)	Basic Dynamic Load Rating (kN)
25580/25523	44.450	82.931	25.400	22.225	26.988	3.5	2.3	0.592	25580	25523	78	99.2
25590/25520	45.618	82.931	25.400	19.050	23.812	3.5	0.8	0.544	25590	25520	78	99.2
25590/25521	45.618	83.058	25.400	19.050	23.812	3.5	3.3	0.532	25590	25521	78	99.2
25590/25523	45.618	82.931	25.400	22.225	26.988	3.5	2.3	0.603	25590	25523	78	99.2
2580/2523	31.750	69.850	25.357	19.050	23.812	0.8	1.3	0.437	2580	2523	72.2	84.3
25877/25821	34.925	73.025	24.608	19.050	23.812	1.5	0.8	0.471	25877	25821	74.8	88.7
2788/2720	38.100	70.200	25.654	19.050	23.812	3.5	3.3	0.492	2788	2720	77.7	96.4
28580/28521	50.800	92.075	25.400	19.845	24.608	3.5	0.8	0.684	28580	28521	86	117.3
29675/29620	69.850	112.713	25.400	19.050	25.400	1.5	3.3	0.480	29675	29620	98.2	152.8
29685/29620	73.025	112.713	25.400	19.050	25.400	3.5	3.3	0.480	29685	29620	98.2	152.8
29748/29710	38.100	65.088	18.288	13.970	18.034	Spec	1.3	0.243	LM29748	LM29710	44.1	57
29749/29710	38.100	65.088	18.288	13.970	18.034	2.3	1.3	0.243	LM29749	LM29710	44.1	57
29749/29711	38.100	65.088	18.288	15.748	19.812	2.3	1.3	0.250	LM29749	LM29711	44.1	57
300849/300811	40.987	67.975	18.000	13.500	17.500	Spec	1.5	0.234	LM300849	LM300811	48.3	65.5
33275/33462	69.850	117.474	30.162	23.812	30.162	3.5	3.3	1.250	33275	33462	118.5	175.4
3490/3420	38.100	79.375	29.771	23.812	29.370	3.5	3.3	0.648	3490	3420	88.7	105.4
355X/352	44.450	90.119	21.692	21.808	23.000	3.5	2.3	0.300	355X	352	79.6	92.6
3585/3525	41.275	87.312	30.866	23.812	30.162	1.5	3.3	0.310	3585	3525	95.8	117.7
368/362	50.800	90.000	22.225	15.875	20.000	1.5	2.0	0.500	368	362	102	95.8
368A/362A	50.800	88.900	22.225	16.513	20.638	3.5	1.3	0.516	368A	362A	75.9	88.2
368S/362	51.592	90.000	22.225	15.875	20.000	2.0	2.0	0.500	368S	362	102	95.8
37425/37625	107.950	158.750	21.438	15.875	23.020	3.5	3.3	0.600	37425	37625	106.8	172
3780/3720	50.800	93.264	30.302	23.812	30.162	3.5	3.3	0.868	3780	3720	103.3	134.5

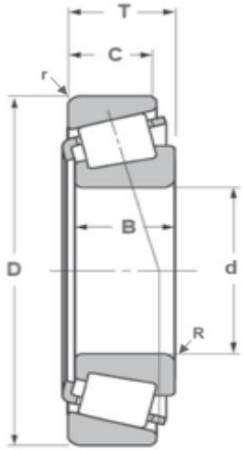


TAPER ROLLER BEARINGS (INCH DIMENSION SERIES)



SORTED BY PART NUMBER ORDER

Our Part Number	Bore Size d	Cup Outer Diameter D	Cone Width B	Cup Width C	Bearing Width T	Cone Radius R	Cup Radius r	Weight (kg)	Cone	Cup	Basic Static Load Rating (kN)	Basic Dynamic Load Rating (kN)
3782/3720	44.450	93.264	30.302	23.812	30.162	3.5	3.3	0.941	3782	3720	103.3	134.5
387/382	57.150	98.425	21.946	17.826	21.000	2.3	0.8	0.613	387	382	81.4	99.8
387A/382A	57.150	96.838	21.946	15.875	21.000	3.5	0.8	0.581	387A	382A	81.4	99.8
387A/382S	57.150	96.838	21.946	20.274	25.400	3.5	2.3	0.636	387A	382S	81.4	99.8
387AS/382S	57.150	96.838	21.946	15.875	21.000	5.0	0.8	0.576	387AS	382S	81.4	99.8
388A/382A	57.531	96.838	21.946	15.875	21.000	3.6	0.8	0.600	388A	382A	81.4	99.8
395/394A	63.500	110.000	21.996	18.824	22.000	3.5	1.3	0.880	395	394A	88.7	117.2
39581/39520	57.150	112.712	30.162	23.812	30.162	8.0	3.3	1.380	39581	39520	144	199.9
39590/39520	66.675	112.712	30.162	23.812	30.162	3.5	3.3	1.190	39590	39520	144	199.9
395S/394A	66.675	110.000	21.996	18.224	22.000	3.5	1.3	0.791	395S	394A	89.5	120
3982/3920	63.500	112.712	30.048	23.812	30.162	3.5	3.3	1.170	3982	3920	119.3	170.15
3984/3920	66.675	112.712	30.048	23.812	30.162	3.5	3.3	1.100	3984	3920	119.3	170.15
418/414	38.100	88.500	29.083	22.225	26.988	3.5	1.5	0.841	418	414	104.5	118.9
44643/44610	25.400	50.292	14.732	10.668	14.224	1.3	1.3	0.124	L44643	L44610	28.8	33.1
44649/44610	26.988	50.292	14.732	10.668	14.224	3.5	1.3	0.115	L44649	L44610	28.8	33.1
45284/45220	50.800	104.775	30.958	23.812	30.162	6.4	3.3	1.220	45284	45220	130	169
45449/45410	29.000	50.292	14.732	10.668	14.224	3.5	1.3	0.110	L45449	L45410	27.8	35
462/453X	57.150	104.775	29.317	24.605	30.160	2.3	3.3	1.040	462	453X	116.4	147.3
47686/47620	82.550	133.350	33.338	26.195	33.338	3.5	3.3	1.700	47686	47620	153.3	230.9
47687/47620	82.550	133.350	33.338	26.195	33.338	6.7	0.8	1.700	47687	47620	153.3	230.9
484/472	70.000	120.000	29.007	24.237	29.794	2.0	2.0	1.300	484	472	123.4	166.3
48548/48510	34.925	65.088	18.288	13.970	18.034	Spec	1.3	0.264	LM48548	LM48510	46.5	56
495/493	82.550	136.525	29.769	22.225	30.162	3.5	3.3	1.594	495	493	134.6	195.9

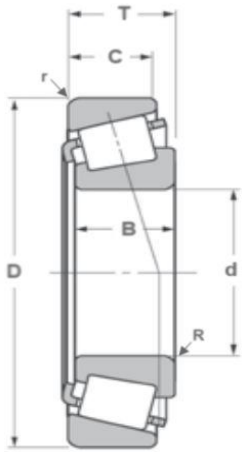


TAPER ROLLER BEARINGS (INCH DIMENSION SERIES)



SORTED BY PART NUMBER ORDER

Our Part Number	Bore Size d	Cup Outer Diameter D	Cone Width B	Cup Width C	Bearing Width T	Cone Radius R	Cup Radius r	Weight (kg)	Cone	Cup	Basic Static Load Rating (kN)	Basic Dynamic Load Rating (kN)
495A/492	76.200	133.350	29.769	22.225	30.162	3.5	3.3	1.665	495A	492	134.6	195.9
495A/493	76.200	136.525	29.769	22.225	30.162	3.5	3.3	1.770	495A	493	134.6	195.8
497/492A	85.725	133.350	29.769	22.225	30.162	3.5	3.3	1.770	497	492A	134.6	195.9
497/493	85.725	136.525	29.769	22.225	30.162	3.5	3.3	1.560	497	493	134.6	195.9
501349/501310	41.275	73.431	19.812	14.732	19.558	3.5	0.8	0.327	LM501349	LM501310	56.5	69.2
501349/501311	41.275	73.431	19.812	18.186	23.012	3.5	2.3	0.370	LM501349	LM501311	54	60
501349/501314	41.275	73.431	19.812	16.604	21.430	3.5	0.8	0.345	LM501349	LM501314	56.5	69.2
518445/518410	88.900	152.400	39.688	30.163	39.688	3.5	3.3	2.840	518445	518410	253.7	359.1
52400/52618	101.600	157.162	36.116	26.195	36.512	3.5	3.3	2.480	52400	52618	188	305
527/522	44.445	101.600	36.068	26.988	34.925	3.6	3.2	1.400	527	522	164	159
559/552A	63.500	123.825	36.678	30.162	38.100	3.5	3.3	0.350	559	552A	171.6	230
56425/56650	107.950	165.100	36.513	26.988	36.513	3.6	3.2	2.600	56425	56650	231	300
567/563	73.025	127.000	36.170	28.575	36.512	3.5	3.3	1.810	567	563	168.4	233.7
575/572	76.200	139.992	36.098	28.575	36.512	3.5	3.3	2.319	575	572	177.5	259.8
580/572	82.550	139.992	36.098	28.575	36.512	3.5	3.3	2.220	580	572	177.5	259.8
593/592A	88.900	152.400	36.322	30.162	39.688	3.5	3.3	2.700	593	592A	193.6	295
594/592A	92.250	152.400	36.322	30.162	39.688	3.5	3.3	2.491	594	592A	193.6	295
594A/592A	95.250	152.400	36.322	30.162	39.688	5.0	3.3	2.200	594A	592A	193.6	295
598A/592A	92.075	152.400	36.322	30.162	39.688	6.4	3.3	2.630	598A	592A	180	279
603049/603011	45.242	77.788	19.842	15.080	19.842	3.5	0.8	0.358	LM603049	LM603011	58	73.1
603049/603014	45.242	80.000	19.842	15.080	19.842	3.5	0.8	0.391	LM603049	LM603014	58	73.1
6379/6320	65.088	135.755	56.007	44.445	53.975	3.5	3.3	3.507	6379	6320	263	345.9
665/653	85.275	146.050	41.275	31.750	41.275	3.5	3.3	2.600	665	653	301	223



TAPER ROLLER BEARINGS (INCH DIMENSION SERIES)



SORTED BY PART NUMBER ORDER

Our Part Number	Bore Size d	Cup Outer Diameter D	Cone Width B	Cup Width C	Bearing Width T	Cone Radius R	Cup Radius r	Weight (kg)	Cone	Cup	Basic Static Load Rating (kN)	Basic Dynamic Load Rating (kN)
67048/L67010	31.750	59.131	16.764	11.811	15.875	Spec	1.3	0.180	LM67048	L67010	36.8	43.6
68149/68110	34.988	59.131	16.764	11.938	15.875	Spec	1.3	0.167	L68149	L68110	35.2	46
68149/68111	34.988	59.974	16.764	11.938	15.875	Spec	1.3	0.174	L68149	L68111	35.2	46
683/672	95.250	168.275	41.275	30.162	41.275	3.5	3.3	3.680	683	672	225.6	342.7
69349/69310	37.987	62.975	17.000	13.500	17.000	Spec	1.3	0.194	JL69349	JL69310	38.5	51
749/742	85.026	150.089	46.672	35.512	44.450	3.5	3.3	3.170	749	742	269.1	369.1
759/752	88.900	161.925	48.260	38.100	47.625	3.5	3.3	4.090	759	752	270	385
803149/803110	44.450	88.900	29.370	23.020	30.162	3.5	3.3	0.860	HM803149	HM803110	96.9	128.1
807046/807010	50.800	104.775	36.512	28.575	36.512	3.5	3.3	0.490	HM807046	HM807010	154	206.5
84548/84510	25.400	57.150	19.431	14.732	19.431	1.5	1.5	0.233	M84548	M84510	43.2	49.4
865547/865512	381.000	479.425	47.625	34.925	49.213	6.4	3.3	19.760	L865547	L865512	1195	535
86649/86610	30.162	64.292	21.433	16.670	21.433	1.5	1.5	0.341	M86649	M86610	53.1	66.2
88048/88010	33.338	68.262	22.225	17.462	22.225	0.8	1.5	0.379	M88048	M88010	58.5	74.5
88542/88510	31.750	73.025	27.783	23.020	29.370	1.3	3.3	0.550	HM88542	HM88510	74	101
88648/88610	35.717	72.330	25.400	19.842	25.400	3.5	2.0	0.480	HM88648	HM88610	65	84.5
88649/88610	34.925	72.233	25.400	19.842	25.400	2.3	2.3	0.485	HM88649	HM88610	66	84.6
903249/903210	44.450	95.250	28.575	22.225	30.958	3.5	0.8	0.954	LM903249	LM903210	100.7	120.8
911245/911210	60.325	130.175	33.338	23.812	36.512	5.0	3.3	2.120	HM911245	HM911210	156	186